

# Supplement



Authorized distributor:

---

## **GENERAL TURNING**

T-Max® P inserts GC4405

## **PARTING AND GROOVING**

CoroCut® 2

## **MILLING**

CoroMill® MR80

CoroMill® MF80

CoroMill® Dura

## **DRILLING**

CoroDrill® 860-SD

## **ROTATING TOOL ADAPTORS**

HSK to Coromant Capto® adaptor


HSK to Weldon adaptor

## **ACCESSORIES**

Cylindrical sleeves

# Grade GC4405

GC4405 is a groundbreaking steel turning grade designed for modern machining requirements. It has been optimized for high metal removal rates, especially in stable conditions. Crafted with an innovative carbide substrate, GC4405 demonstrates superior resistance to plastic deformation. One of its standout features is the inclusion of the second-generation Inveio® technology coating. This ensures enhanced wear resistance, allowing for longer tool life. Moreover, this grade excels in dry machining for softer steels, providing both flexibility and efficiency in various machining scenarios.

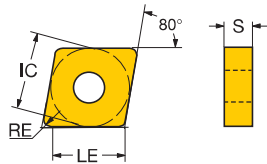



## Key Features & Benefits:

- **Optimized Carbide Substrate:** Offers outstanding resistance to plastic deformation, ensuring prolonged time in cut and high productivity.
- **Inveio® Technology Coating:** Enhances wear resistance, prolonging the tool's lifespan.
- **Productivity:** Exceptional productivity and tool life, especially in harder steels above 300 HB.
- **Preferred Applications:** Ideal for continuous cutting, high feed conditions, and dry machining in steels with hardness values below 300 HB.

# T-Max® P insert for turning

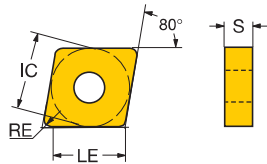

C-style insert (Rhombic 80°)



		LE	S	RE	ISO CODE	P K		ANSI CODE			
						4405	4405				
Medium	WM	12	1/2	12.1	4.76	0.79	CNMG 12 04 08-WM	★ ☆	CNMG 432-WM		
				.476	.188	.031					
				11.7	4.76	1.19	CNMG 12 04 12-WM	★ ☆	CNMG 433-WM		
				.460	.188	.047					
				12	1/2	12.1	4.76	0.79	CNMG 12 04 08-WMX	★ ☆	CNMG 432-WMX
				.476	.188	.031					
	WMX			11.7	4.76	1.19	CNMG 12 04 12-WMX	★ ☆	CNMG 433-WMX		
				.460	.188	.047					
			16	5/8	15.3	6.35	0.79	CNMG 16 06 08-WMX	★ ☆	CNMG 542-WMX	
				.603	.250	.031					
				14.9	6.35	1.19	CNMG 16 06 12-WMX	★ ☆	CNMG 543-WMX		
				.587	.250	.047					
	PM		12	1/2	12.1	4.76	0.79	CNMG 12 04 08-PM	★ ☆	CNMG 432-PM	
				.476	.188	.031					
				11.7	4.76	1.19	CNMG 12 04 12-PM	★ ☆	CNMG 433-PM		
				.460	.188	.047					
				11.3	4.76	1.59	CNMG 12 04 16-PM	★ ☆	CNMG 434-PM		
				.445	.188	.063					
	QM		16	5/8	14.9	6.35	1.19	CNMG 16 06 12-PM	★ ☆	CNMG 543-PM	
				.587	.250	.047					
			09	3/8	8.9	3.18	0.79	CNMG 09 03 08-QM	★ ☆	CNMG 322-QM	
				.349	.125	.031					
				12	1/2	12.1	4.76	0.79	CNMG 12 04 08-QM	★ ☆	CNMG 432-QM
				.476	.188	.031					
			11.7	4.76	1.19	CNMG 12 04 12-QM	★ ☆	CNMG 433-QM			
			.460	.188	.047						
			11.3	4.76	1.59	CNMG 12 04 16-QM	★ ☆	CNMG 434-QM			
			.445	.188	.063						
			16	5/8	14.9	6.35	1.19	CNMG 16 06 12-QM	★ ☆	CNMG 543-QM	
			.587	.250	.047						
HM			14.5	6.35	1.59	CNMG 16 06 16-QM	★ ☆	CNMG 544-QM			
			.572	.250	.063						
		19	3/4	18.1	6.35	1.19	CNMG 19 06 12-QM	★ ☆	CNMG 643-QM		
			.714	.250	.047						
			17.7	6.35	1.59	CNMG 19 06 16-QM	★ ☆	CNMG 644-QM			
			.699	.250	.063						
			16	5/8	14.9	6.35	1.19	CNMG 16 06 12-HM	★ ☆	CNMG 543-HM	
			.587	.250	.047						
			14.5	6.35	1.59	CNMG 16 06 16-HM	★ ☆	CNMG 544-HM			
			.572	.250	.063						
		19	3/4	18.1	6.35	1.19	CNMG 19 06 12-HM	★ ☆	CNMG 643-HM		
		.714	.250	.047							
		17.7	6.35	1.59	CNMG 19 06 16-HM	★ ☆	CNMG 644-HM				
		.699	.250	.063							
		19.0	6.35	2.38	CNMG 19 06 24-HM	★ ☆	CNMG 646-HM				
		.748	.250	.094							

# T-Max® P insert for turning

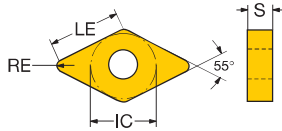

C-style insert (Rhombic 80°)



					P		K						
		LE	S	RE	ISO CODE	4405	4405	ANSI CODE					
Roughing	PR	12	1/2	12.1	4.76	0.79	CNMG 12 04 08-PR	★	☆	CNMG 432-PR			
				.476	.188	.031							
				11.7	4.76	1.19	CNMG 12 04 12-PR	★	☆	CNMG 433-PR			
				.460	.188	.047							
				11.3	4.76	1.59	CNMG 12 04 16-PR	★	☆	CNMG 434-PR			
				.445	.188	.063							
				16	5/8	15.3	6.35	0.79	CNMG 16 06 08-PR	★	☆	CNMG 542-PR	
						.603	.250	.031					
						14.9	6.35	1.19	CNMG 16 06 12-PR	★	☆	CNMG 543-PR	
						.587	.250	.047					
						14.5	6.35	1.59	CNMG 16 06 16-PR	★	☆	CNMG 544-PR	
						.572	.250	.063					
					13.7	6.35	2.38	CNMG 16 06 24-PR	★	☆	CNMG 546-PR		
					.540	.250	.094						
			19	3/4	18.1	6.35	1.19	CNMG 19 06 12-PR	★	☆	CNMG 643-PR		
					.714	.250	.047						
					17.7	6.35	1.59	CNMG 19 06 16-PR	★	☆	CNMG 644-PR		
					.699	.250	.063						
			12	1/2	12.1	4.76	0.79	CNMM 12 04 08-PR	★	☆	CNMM 432-PR		
					.476	.188	.031						
					11.7	4.76	1.19	CNMM 12 04 12-PR	★	☆	CNMM 433-PR		
					.460	.188	.047						
					11.3	4.76	1.59	CNMM 12 04 16-PR	★	☆	CNMM 434-PR		
					.445	.188	.063						
			16	5/8	14.9	6.35	1.19	CNMM 16 06 12-PR	★	☆	CNMM 543-PR		
					.587	.250	.047						
					14.5	6.35	1.59	CNMM 16 06 16-PR	★	☆	CNMM 544-PR		
					.572	.250	.063						
			19	3/4	18.1	6.35	1.19	CNMM 19 06 12-PR	★	☆	CNMM 643-PR		
					.714	.250	.047						
					17.7	6.35	1.59	CNMM 19 06 16-PR	★	☆	CNMM 644-PR		
					.699	.250	.063						
					16.9	6.35	2.38	CNMM 19 06 24-PR	★	☆	CNMM 646-PR		
					.667	.250	.094						
		QR	12	1/2	11.7	4.76	1.19	CNMM 12 04 12-QR	★	☆	CNMM 433-QR		
					.460	.188	.047						
	16		5/8	14.9	6.35	1.19	CNMM 16 06 12-QR	★	☆	CNMM 543-QR			
					.587	.250	.047						
				14.5	6.35	1.59	CNMM 16 06 16-QR	★	☆	CNMM 544-QR			
				.572	.250	.063							
		19	3/4	16.9	6.35	2.38	CNMM 19 06 24-QR	★	☆	CNMM 546-QR			
				.667	.250	.094							
	MR	12	1/2	12.1	4.76	0.79	CNMG 12 04 08-MR	★	☆	CNMG 432-MR			
					.476	.188	.031						
					11.7	4.76	1.19	CNMG 12 04 12-MR	★	☆	CNMG 433-MR		
					.460	.188	.047						
					11.3	4.76	1.59	CNMG 12 04 16-MR	★	☆	CNMG 434-MR		
					.445	.188	.063						
			16	5/8	15.3	6.35	0.79	CNMG 16 06 08-MR	★	☆	CNMG 542-MR		
					.603	.250	.031						
					14.9	6.35	1.19	CNMG 16 06 12-MR	★	☆	CNMG 543-MR		
					.587	.250	.047						
					14.5	6.35	1.59	CNMG 16 06 16-MR	★	☆	CNMG 544-MR		
					.572	.250	.063						
		19	3/4	17.7	6.35	1.59	CNMG 19 06 16-MR	★	☆	CNMG 644-MR			
				.699	.250	.063							

# T-Max® P insert for turning

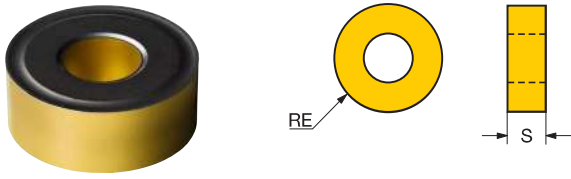
D-style insert (Rhombic 55°)



		LE	S	RE	ISO CODE	P		ANSI CODE						
						4405	4405							
Medium	WM	11	3/8	10.8	4.76	0.79	★	☆	DNMX 11 04 08-WM	★	☆	DNMX 332-WM		
				.426	.188	.031								
				10.4	4.76	1.19	DNMX 11 04 12-WM	★	☆	DNMX 333-WM				
				.411	.188	.047								
				15	1/2	14.3	4.76	1.19	★	☆	DNMX 15 04 12-WM	★	☆	DNMX 433-WM
				.563	.188	.047								
		WMX			14.7	6.35	0.79	★	☆	DNMX 15 06 08-WM	★	☆	DNMX 442-WM	
				.579	.250	.031								
				14.3	6.35	1.19	DNMX 15 06 12-WM	★	☆	DNMX 443-WM				
				.563	.250	.047								
				13.9	6.35	1.59	DNMX 15 06 16-WM	★	☆	DNMX 444-WM				
				.547	.250	.063								
		PM	11	3/8	10.8	4.76	0.79	★	☆	DNMG 11 04 08-PM	★	☆	DNMG 332-PM	
				.426	.188	.031								
				10.4	4.76	1.19	DNMG 11 04 12-PM	★	☆	DNMG 333-PM				
				.411	.188	.047								
				15	1/2	14.7	4.76	0.79	★	☆	DNMG 15 04 08-PM	★	☆	DNMG 432-PM
				.579	.188	.031								
		QM			14.3	4.76	1.19	★	☆	DNMG 15 04 12-PM	★	☆	DNMG 433-PM	
				.563	.188	.047								
				14.7	6.35	0.79	DNMG 15 06 08-PM	★	☆	DNMG 442-PM				
				.579	.250	.031								
				14.3	6.35	1.19	DNMG 15 06 12-PM	★	☆	DNMG 443-PM				
				.563	.250	.047								
		PR	15	1/2	14.7	4.76	0.79	★	☆	DNMG 15 04 08-QM	★	☆	DNMG 432-QM	
				.579	.188	.031								
				14.7	6.35	0.79	DNMG 15 06 08-QM	★	☆	DNMG 442-QM				
				.579	.250	.031								
				14.3	6.35	1.19	DNMG 15 06 12-QM	★	☆	DNMG 443-QM				
				.563	.250	.047								
		Roughing	13.9	6.35	1.59	DNMG 15 06 16-QM	★	☆	DNMG 444-QM					
				.547	.250	.063								
			MR	15	1/2	14.7	4.76	0.79	★	☆	DNMG 15 04 08-PR	★	☆	DNMG 432-PR
					.579	.188	.031							
					14.3	4.76	1.19	DNMG 15 04 12-PR	★	☆	DNMG 433-PR			
					.563	.188	.047							
				13.9	4.76	1.59	DNMG 15 04 16-PR	★	☆	DNMG 434-PR				
				.547	.188	.063								
	MR		14.7	6.35	0.79	DNMG 15 06 08-PR	★	☆	DNMG 442-PR					
				.579	.250	.031								
				14.3	6.35	1.19	DNMG 15 06 12-PR	★	☆	DNMG 443-PR				
				.563	.250	.047								
			13.9	6.35	1.59	DNMG 15 06 16-PR	★	☆	DNMG 444-PR					
			.547	.250	.063									
	MR	14.3	6.35	1.19	DNMM 15 06 12-PR	★	☆	DNMM 443-PR						
			.563	.250	.047									
			13.9	6.35	1.59	DNMM 15 06 16-PR	★	☆	DNMM 444-PR					
			.547	.250	.063									
			15	1/2	14.3	6.35	1.19	★	☆	DNMG 15 06 12-MR	★	☆	DNMG 443-MR	
			.563	.250	.047									
		13.9	6.35	1.59	DNMG 15 06 16-MR	★	☆	DNMG 444-MR						
		.547	.250	.063										

# T-Max® P insert for turning

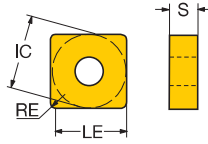

R-style insert (Round)



				S	RE	ISO CODE	<div style="display: flex; justify-content: space-around;"> <span style="background-color: cyan; padding: 2px;">P</span> <span style="background-color: red; padding: 2px;">K</span> </div>		ANSI CODE
		405	405						
Medium	00	12	1/2	4.76	6.35	RNMG 12 04 00	★	⚡	RNMG 43
				.188	.250				
		15	5/8	6.35	7.94	RNMG 15 06 00	★	⚡	RNMG 54
				.250	.313				

# T-Max® P insert for turning

S-style insert (Square)



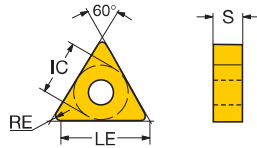

								P	K		
		IC	LE	S	RE	ISO CODE	4405	4405	ANSI CODE		
Medium	PM	12	1/2	11.9	4.76	0.79	SNMG 12 04 08-PM	★	☆	SNMG 432-PM	
				.469	.188	.031					
				11.5	4.76	1.19	SNMG 12 04 12-PM	★	☆	SNMG 433-PM	
				.453	.188	.047					
		15	5/8	14.7	6.35	1.19	SNMG 15 06 12-PM	★	☆	SNMG 543-PM	
				.578	.250	.047					
	QM	12	1/2	11.9	4.76	0.79	SNMG 12 04 08-QM	★	☆	SNMG 432-QM	
				.469	.188	.031					
				11.5	4.76	1.19	SNMG 12 04 12-QM	★	☆	SNMG 433-QM	
				.453	.188	.047					
		15	5/8	14.7	6.35	1.19	SNMG 15 06 12-HM	★	☆	SNMG 543-HM	
				.578	.250	.047					
HM	19	3/4	17.9	6.35	1.19	SNMG 19 06 12-HM	★	☆	SNMG 643-HM		
			.703	.250	.047						
			17.5	6.35	1.59	SNMG 19 06 16-HM	★	☆	SNMG 644-HM		
			.687	.250	.063						
Roughing	PR	12	1/2	11.9	4.76	0.79	SNMG 12 04 08-PR	★	☆	SNMG 432-PR	
				.469	.188	.031					
				11.5	4.76	1.19	SNMG 12 04 12-PR	★	☆	SNMG 433-PR	
				.453	.188	.047					
				11.1	4.76	1.59	SNMG 12 04 16-PR	★	☆	SNMG 434-PR	
				.437	.188	.063					
		19	3/4	17.5	6.35	1.59	SNMG 19 06 16-PR	★	☆	SNMG 644-PR	
				.687	.250	.063					
	MR	15	5/8	14.3	6.35	1.59	SNMM 15 06 16-PR	★	☆	SNMM 544-PR	
				.562	.250	.063					
		19	3/4	17.5	6.35	1.59	SNMM 19 06 16-PR	★	☆	SNMM 644-PR	
				.687	.250	.063					
				16.7	6.35	2.38	SNMM 19 06 24-PR	★	☆	SNMM 646-PR	
				.656	.250	.094					
MR	12	1/2	11.5	4.76	1.19	SNMG 12 04 12-MR	★	☆	SNMG 433-MR		
			.453	.188	.047						
			11.1	4.76	1.59	SNMG 12 04 16-MR	★	☆	SNMG 434-MR		
			.437	.188	.063						
	15	5/8	14.7	6.35	1.19	SNMG 15 06 12-MR	★	☆	SNMG 543-MR		
		.578	.250	.047							



ENG

# T-Max® P insert for turning

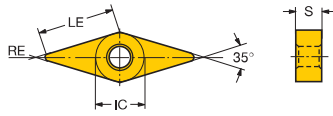

T-style insert (Triangular)



					ISO CODE	P K		ANSI CODE	
		LE	S	RE		4405	4405		
Medium	WM	16	3/8	15.7	4.76	0.79	TNMX 16 04 08-WM	★ ☆	TNMX 332-WM
				.618	.188	.031			
				15.3	4.76	1.19	TNMX 16 04 12-WM	★ ☆	TNMX 333-WM
			.602	.188	.047				
	WMX	16	3/8	15.7	4.76	0.79	TNMX 16 04 08-WMX	★ ☆	TNMX 332-WMX
				.618	.188	.031			
				15.3	4.76	1.19	TNMX 16 04 12-WMX	★ ☆	TNMX 333-WMX
			.602	.188	.047				
	PM	16	3/8	15.7	4.76	0.79	TNMG 16 04 08-PM	★ ☆	TNMG 332-PM
				.618	.188	.031			
				15.3	4.76	1.19	TNMG 16 04 12-PM	★ ☆	TNMG 333-PM
			.602	.188	.047				
QM	16	3/8	15.7	4.76	0.79	TNMG 16 04 08-QM	★ ☆	TNMG 332-QM	
			.618	.188	.031				
			15.3	4.76	1.19	TNMG 16 04 12-QM	★ ☆	TNMG 333-QM	
			.602	.188	.047				
	22	1/2	21.2	4.76	0.79	TNMG 22 04 08-QM	★ ☆	TNMG 432-QM	
			.835	.188	.031				
			20.8	4.76	1.19	TNMG 22 04 12-QM	★ ☆	TNMG 433-QM	
		.819	.188	.047					
		20.4	4.76	1.59	TNMG 22 04 16-QM	★ ☆	TNMG 434-QM		
		.803	.188	.063					
Roughing	PR	16	3/8	15.7	4.76	0.79	TNMG 16 04 08-PR	★ ☆	TNMG 332-PR
				.618	.188	.031			
				15.3	4.76	1.19	TNMG 16 04 12-PR	★ ☆	TNMG 333-PR
		.602	.188	.047					

# T-Max® P insert for turning

V-style insert (Rhombic 35°)

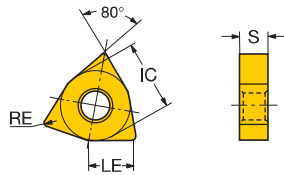



								P K		
				LE	S	RE	ISO CODE	4405	4405	ANSI CODE
Medium	PM	16	3/8	15.8	4.76	0.79	VNMG 16 04 08-PM	★	☆	VNMG 332-PM
				.622	.188	.031				
			15.4	4.76	1.19	VNMG 16 04 12-PM	★	☆	VNMG 333-PM	
			.607	.188	.047					
QM		16	3/8	15.8	4.76	0.79	VNMG 16 04 08-QM	★	☆	VNMG 332-QM
				.622	.188	.031				

ENG

# T-Max® P insert for turning

W-style insert (Trigon 80°)




								<div style="display: flex; justify-content: space-around;"> <span style="background-color: #00b0f0; padding: 2px;">P</span> <span style="background-color: #d9534f; padding: 2px;">K</span> </div>				
		LE	S	RE	ISO CODE	4405	4405	ANSI CODE				
Medium	WM	08	1/2	7.9	4.76	0.79	WNMG 08 04 08-WM	★	☆	WNMG 432-WM		
				.311	.188	.031						
				7.5	4.76	1.19	WNMG 08 04 12-WM	★	☆	WNMG 433-WM		
				.295	.188	.047						
	WMX	06	3/8	1.6	4.76	0.79	WNMG 06 04 08-WMX	★	☆	WNMG 332-WMX		
				.063	.188	.031						
				1.6	4.76	1.19	WNMG 06 04 12-WMX	★	☆	WNMG 333-WMX		
				.063	.188	.047						
	PM	08	1/2	7.9	4.76	0.79	WNMG 08 04 08-PM	★	☆	WNMG 432-PM		
				.311	.188	.031						
				7.5	4.76	1.19	WNMG 08 04 12-PM	★	☆	WNMG 433-PM		
				.295	.188	.047						
	QM	06	3/8	5.7	4.76	0.79	WNMG 06 04 08-QM	★	☆	WNMG 332-QM		
				.225	.188	.031						
		08	1/2	7.9	4.76	0.79	WNMG 08 04 08-QM	★	☆	WNMG 432-QM		
				.311	.188	.031						
	Roughing	PR			7.5	4.76	1.19	WNMG 08 04 12-PR	★	☆	WNMG 433-PR	
					.295	.188	.047					
					7.1	4.76	1.59	WNMG 08 04 16-PR	★	☆	WNMG 434-PR	
					.279	.188	.063					
		MR	08	1/2	7.5	4.76	1.19	WNMG 08 04 12-MR	★	☆	WNMG 433-MR	
					.295	.188	.047					

# CoroCut<sup>®</sup> 2

CoroCut 2 is at the forefront of parting and grooving solutions in the industry. With this product, you can anticipate exceptional performance characterized by state-of-the-art inserts, a spectrum of new and updated grades, and unmatched stability.

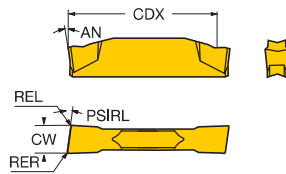
These features ensure optimal results every time, and with the added advantage of two cost-efficient edges, you gain maximum value with every use.



## Key Features & Benefits:

- **State-of-the-Art Inserts:** Designed to ensure peak performance and extended durability.
- **Diverse Grade Options:** A range of new and updated grades caters to varied machining requirements.
- **Unmatched Stability:** Enhanced stability guarantees consistent results, reducing potential tooling concerns.
- **Cost-Efficiency:** Every insert comes with two efficient edges, ensuring you get the best value.
- **Reliability:** Trust in CoroCut 2's design and engineering for reliable and consistent outcomes.

# CoroCut® 2 insert for parting

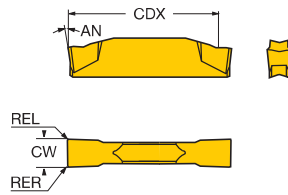


Medium	SSC	CW	REL	RER	CDX	PSIRL	Ordering code	Material												Dimensions, mm, inch								
								P				M		K		N		S		AN	CWTOLL	CWTOLU	RETOLL	RETOLU				
								1135	1145	1225	3115	4425	1135	1145	1225	1135	3115	4425	1225						1135	1145	1225	
	E	2.00	0.20	0.20	19.0	5.0°	C2I-E2L-0200-0502-CM	☆	☆	★				★	☆	☆	☆	★			★	☆	☆	7°	-0.040	0.040	-0.050	0.050
		.079	.008	.008	.748																				-.0016	.0016	-.0020	.0020
	F	2.50	0.20	0.20	18.9	5.0°	C2I-F2L-0250-0502-CM	☆	☆	★				★	☆	☆	☆	★			★	☆	☆	7°	-0.040	0.040	-0.050	0.050
		.098	.008	.008	.744																				-.0016	.0016	-.0020	.0020
	G	3.00	0.20	0.20	18.9	5.0°	C2I-G2L-0300-0502-CM	☆	☆	★	☆	☆		★	☆	☆	☆	★	☆	☆	★	☆	☆	7°	-0.040	0.040	-0.050	0.050
		.118	.008	.008	.744																				-.0016	.0016	-.0020	.0020
	H	4.00	0.20	0.20	24.2	5.0°	C2I-H2L-0400-0502-CM	☆	☆	★				★	☆	☆	☆	★			★	☆	☆	7°	-0.045	0.045	-0.050	0.050
		.157	.008	.008	.952																				-.0018	.0018	-.0020	.0020
	J	5.00	0.20	0.20	24.2	5.0°	C2I-J2L-0500-0502-CM	☆		★				★	☆	☆	☆	★			★	☆	☆	7°	-0.045	0.045	-0.050	0.050
		.197	.008	.008	.952																				-.0018	.0018	-.0020	.0020

SSC = To correspond with SSC on holder.

N = Neutral

# CoroCut® 2 insert for parting

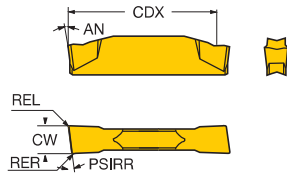


Medium	SSC	CW	REL	RER	CDX	Ordering code	Material Groups															Dimensions, mm, inch						
							P					M					K			N	S		AN	CWTOLL	CWTOLU	RETOLL	RETOLU	
							1135	1145	1225	3115	4425	5015	1135	1145	1225	5015	1135	1225	3115	4425	1225	1135						1145
	D	1.50	0.20	0.20	12.8	C2I-D2N-0150-0002-CM	☆	☆	★			☆	★	☆	☆	☆	☆	☆	☆	☆	☆	☆	☆	7°	-0.040	0.040	-0.050	0.050
		.059	.008	.008	.502																							
	E	2.00	0.20	0.20	19.0	C2I-E2N-0200-0002-CM	☆	☆	★	☆	☆	☆	☆	☆	☆	☆	☆	☆	☆	☆	☆	☆	☆	7°	-0.040	0.040	-0.050	0.050
		.079	.008	.008	.748																							
	F	2.50	0.20	0.20	18.9	C2I-F2N-0250-0002-CM	☆	☆	★	☆	☆	☆	☆	☆	☆	☆	☆	☆	☆	☆	☆	☆	☆	7°	-0.040	0.040	-0.050	0.050
		.098	.008	.008	.745																							
	G	3.00	0.20	0.20	19.0	C2I-G2N-0300-0002-CM	☆	☆	★	☆	☆	☆	☆	☆	☆	☆	☆	☆	☆	☆	☆	☆	☆	7°	-0.040	0.040	-0.050	0.050
		.118	.008	.008	.746																							
	H	4.00	0.20	0.20	24.1	C2I-H2N-0400-0002-CM	☆	☆	★	☆	☆	☆	☆	☆	☆	☆	☆	☆	☆	☆	☆	☆	☆	7°	-0.045	0.045	-0.050	0.050
		.157	.008	.008	.948																							
	J	5.00	0.20	0.20	24.1	C2I-J2N-0500-0002-CM	☆	☆	★			☆	★	☆	☆	☆	☆	☆	☆	☆	☆	☆	☆	7°	-0.045	0.045	-0.050	0.050
		.197	.008	.008	.948																							

SSC = To correspond with SSC on holder.

N = Neutral

# CoroCut® 2 insert for parting



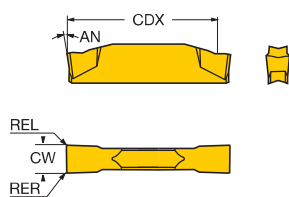
Medium	SSC	CW	REL	RER	CDX	PSIRR	Ordering code	Material															Dimensions, mm, inch														
								P					M					K					N					S					AN	CWTOLL	CWTOLU	RETOLL	RETOLU
								1135	1145	1225	3115	4425	1135	1145	1225	3115	4425	1135	1145	1225	3115	4425	1135	1145	1225	3115	4425	1135	1145	1225	3115	4425					
	E	2.00	0.20	0.20	19.0	5.0°	C2I-E2R-0200-0502-CM	☆	☆	★						★	☆	☆	☆	☆				★	☆	☆	☆	7°	-0.040	0.040	-0.050	0.050					
		.079	.008	.008	.748																																
	F	2.50	0.20	0.20	18.9	5.0°	C2I-F2R-0250-0502-CM	☆	☆	★						★	☆	☆	☆	☆				★	☆	☆	☆	7°	-0.040	0.040	-0.050	0.050					
		.098	.008	.008	.744																																
	G	3.00	0.20	0.20	18.7	5.0°	C2I-G2R-0300-0502-CM	☆	☆	★	☆	☆				★	☆	☆	☆	☆	☆				★	☆	☆	☆	7°	-0.040	0.040	-0.050	0.050				
		.118	.008	.008	.738																																
	H	4.00	0.20	0.20	24.1	5.0°	C2I-H2R-0400-0502-CM	☆	☆	★						★	☆	☆	☆	☆				★	☆	☆	☆	7°	-0.045	0.045	-0.050	0.050					
		.157	.008	.008	.950																																
	J	5.00	0.20	0.20	24.1	5.0°	C2I-J2R-0500-0502-CM	☆		★						★	☆	☆	☆	☆				★	☆	☆	☆	7°	-0.045	0.045	-0.050	0.050					
		.197	.008	.008	.948																																

SSC = To correspond with SSC on holder.

N = Neutral

# CoroCut® 2 insert for grooving

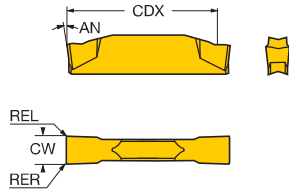
ENG



	SSC	CW	REL	RER	CDX	Ordering code	P						M			K		N		S		Dimensions, mm, inch					
							1135	1225	5015	1135	1225	5015	H13A	1135	1225	H13A	1135	1225	H13A	1135	1225	H13A	AN	CWTOLL	CWTOLU	RETOLL	RETOU
							*	*	*	*	*	*	*	*	*	*	*	*	*	*	*	*	*	7°	-0.020	0.020	-0.015
Finishing	D	1.50	0.10	0.10	13.2	C2I-D2N-0150-0001-GF	*	*	*	*	*	*	*	*	*	*	*	*	*	*	7°	-0.020	0.020	-0.015	0.015		
		.059	.004	.004	.518																	-0.008	.008	-0.006	.006		
	E	1.96	0.10	0.10	19.4	C2I-E2N-0185-0001-GF	*	*	*	*	*	*	*	*	*	*	*	*	*	*	7°	-0.020	0.020	-0.015	0.015		
		.077	.004	.004	.762																		-0.008	.008	-0.006	.006	
		1.98	0.20	0.20	19.3	C2I-E2N-0198-0002-GF	*	*	*	*	*	*	*	*	*	*	*	*	*	*	7°	-0.020	0.020	-0.015	0.015		
		.078	.008	.008	.758																		-0.008	.008	-0.006	.006	
		2.00	0.20	0.20	19.3	C2I-E2N-0200-0002-GF	*	*	*	*	*	*	*	*	*	*	*	*	*	*	7°	-0.020	0.020	-0.015	0.015		
		.079	.008	.008	.758																		-0.008	.008	-0.006	.006	
		2.00	0.40	0.40	19.0	C2I-E2N-0200-0004-GF	*	*	*	*	*	*	*	*	*	*	*	*	*	*	7°	-0.020	0.020	-0.015	0.015		
		.079	.016	.016	.750																		-0.008	.008	-0.006	.006	
		2.26	0.10	0.10	19.4	C2I-E2N-0215-0001-GF	*	*	*	*	*	*	*	*	*	*	*	*	*	*	7°	-0.020	0.020	-0.015	0.015		
		.089	.004	.004	.762																		-0.008	.008	-0.006	.006	
		2.24	0.20	0.20	19.3	C2I-E2N-0224-0002-GF	*	*	*	*	*	*	*	*	*	*	*	*	*	*	7°	-0.020	0.020	-0.015	0.015		
		.088	.008	.008	.758																		-0.008	.008	-0.006	.006	
		2.39	0.20	0.20	19.3	C2I-F2N-0239-0002-GF	*	*	*	*	*	*	*	*	*	*	*	*	*	*	7°	-0.020	0.020	-0.015	0.015		
		.094	.008	.008	.758																		-0.008	.008	-0.006	.006	
		2.39	0.40	0.40	19.0	C2I-F2N-0239-0004-GF	*	*	*	*	*	*	*	*	*	*	*	*	*	*	7°	-0.020	0.020	-0.015	0.015		
		.094	.016	.016	.750																		-0.008	.008	-0.006	.006	
		2.46	0.30	0.30	19.1	C2I-F2N-0246-0003-GF	*	*	*	*	*	*	*	*	*	*	*	*	*	*	7°	-0.020	0.020	-0.015	0.015		
		.097	.012	.012	.754																		-0.008	.008	-0.006	.006	
		2.76	0.20	0.20	19.3	C2I-F2N-0265-0002-GF	*	*	*	*	*	*	*	*	*	*	*	*	*	*	7°	-0.020	0.020	-0.015	0.015		
		.109	.008	.008	.758																		-0.008	.008	-0.006	.006	
		2.67	0.20	0.20	19.3	C2I-F2N-0267-0002-GF	*	*	*	*	*	*	*	*	*	*	*	*	*	*	7°	-0.020	0.020	-0.015	0.015		
		.105	.008	.008	.758																		-0.008	.008	-0.006	.006	
		2.79	0.30	0.30	19.1	C2I-F2N-0279-0003-GF	*	*	*	*	*	*	*	*	*	*	*	*	*	*	7°	-0.020	0.020	-0.015	0.015		
		.110	.012	.012	.754																		-0.008	.008	-0.006	.006	
		3.00	0.20	0.20	19.3	C2I-G2N-0300-0002-GF	*	*	*	*	*	*	*	*	*	*	*	*	*	*	7°	-0.020	0.020	-0.015	0.015		
		.118	.008	.008	.758																		-0.008	.008	-0.006	.006	
		3.00	0.40	0.40	19.0	C2I-G2N-0300-0004-GF	*	*	*	*	*	*	*	*	*	*	*	*	*	*	7°	-0.020	0.020	-0.015	0.015		
		.118	.016	.016	.750																		-0.008	.008	-0.006	.006	
		3.10	0.20	0.20	19.3	C2I-G2N-0310-0002-GF	*	*	*	*	*	*	*	*	*	*	*	*	*	*	7°	-0.020	0.020	-0.015	0.015		
		.122	.008	.008	.758																		-0.008	.008	-0.006	.006	
		3.26	0.20	0.20	19.3	C2I-G2N-0315-0002-GF	*	*	*	*	*	*	*	*	*	*	*	*	*	*	7°	-0.020	0.020	-0.015	0.015		
		.128	.008	.008	.758																		-0.008	.008	-0.006	.006	
		3.18	0.20	0.20	19.3	C2I-G2N-0318-0002-GF	*	*	*	*	*	*	*	*	*	*	*	*	*	*	7°	-0.020	0.020	-0.015	0.015		
		.125	.008	.008	.758																		-0.008	.008	-0.006	.006	
		3.18	0.40	0.40	19.0	C2I-G2N-0318-0004-GF	*	*	*	*	*	*	*	*	*	*	*	*	*	*	7°	-0.020	0.020	-0.015	0.015		
		.125	.016	.016	.750																		-0.008	.008	-0.006	.006	
		3.18	0.80	0.80	18.6	C2I-G2N-0318-0008-GF	*	*	*	*	*	*	*	*	*	*	*	*	*	*	7°	-0.020	0.020	-0.015	0.015		
		.125	.031	.031	.733																		-0.008	.008	-0.006	.006	
		3.61	0.30	0.30	19.1	C2I-G2N-0361-0003-GF	*	*	*	*	*	*	*	*	*	*	*	*	*	*	7°	-0.020	0.020	-0.015	0.015		
		.142	.012	.012	.754																		-0.008	.008	-0.006	.006	
		3.96	0.20	0.20	19.3	C2I-H2N-0396-0002-GF	*	*	*	*	*	*	*	*	*	*	*	*	*	*	7°	-0.020	0.020	-0.015	0.015		
	.156	.008	.008	.758																		-0.008	.008	-0.006	.006		
	3.96	0.40	0.40	24.2	C2I-H2N-0396-0004-GF	*	*	*	*	*	*	*	*	*	*	*	*	*	*	7°	-0.020	0.020	-0.015	0.015			
	.156	.016	.016	.954																		-0.008	.008	-0.006	.006		
	3.96	0.80	0.80	23.8	C2I-H2N-0396-0008-GF	*	*	*	*	*	*	*	*	*	*	*	*	*	*	7°	-0.020	0.020	-0.015	0.015			
	.156	.031	.031	.938																		-0.008	.008	-0.006	.006		
	4.00	0.20	0.20	24.5	C2I-H2N-0400-0002-GF	*	*	*	*	*	*	*	*	*	*	*	*	*	*	7°	-0.020	0.020	-0.015	0.015			
	.157	.008	.008	.963																		-0.008	.008	-0.006	.006		
	4.00	0.40	0.40	24.2	C2I-H2N-0400-0004-GF	*	*	*	*	*	*	*	*	*	*	*	*	*	*	7°	-0.020	0.020	-0.015	0.015			
	.157	.016	.016	.954																		-0.008	.008	-0.006	.006		
	4.26	0.20	0.20	24.5	C2I-H2N-0415-0002-GF	*	*	*	*	*	*	*	*	*	*	*	*	*	*	7°	-0.020	0.020	-0.015	0.015			
	.168	.008	.008	.963																		-0.008	.008	-0.006	.006		
	4.52	0.20	0.20	24.5	C2I-H2N-0452-0002-GF	*	*	*	*	*	*	*	*	*	*	*	*	*	*	7°	-0.020	0.020	-0.015	0.015			
	.178	.008	.008	.963																		-0.008	.008	-0.006	.006		
	4.70	0.50	0.50	24.1	C2I-H2N-0470-0005-GF	*	*	*	*	*	*	*	*	*	*	*	*	*	*	7°	-0.020	0.020	-0.015	0.015			
	.185	.020	.020	.950																		-0.008	.008	-0.006	.006		
	4.76	0.40	0.40	24.2	C2I-H2N-0476-0004-GF	*	*	*	*	*	*	*	*	*	*	*	*	*	*	7°	-0.020	0.020	-0.015	0.015			
	.187	.016	.016	.954																		-0.008	.008	-0.006	.006		
	4.76	0.80	0.80	23.8	C2I-H2N-0476-0008-GF	*	*	*	*	*	*	*	*	*	*	*	*	*	*	7°	-0.020	0.020	-0.015	0.015			
	.187	.031	.031	.938																		-0.008	.008	-0.006	.006		

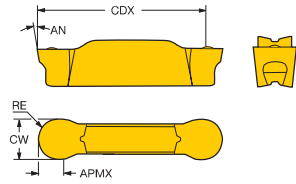


# CoroCut® 2 insert for grooving



SSC	CW	REL	RER	CDX	Ordering code	Dimensions, mm, inch																			
						P			M			K			N			S			AN	CWTOLL	CWTOLU	RETOLL	RETOLU
						1135	1225	5015	1135	5015	H13A	1135	1225	H13A	1225	H13A	1135	1225	H13A						
H	4.80	0.50	0.50	24.1	C2I-H2N-0480-0005-GF	★	★		★	★	☆	★	★	☆	★	★	★	★	★	7°	-0.020	0.020	-0.015	0.015	
	.189	.020	.020	.950																					
	5.00	0.20	0.20	24.5	C2I-H2N-0500-0002-GF	☆	★	☆	☆	★	☆	☆	★	☆	★	☆	★	☆	★	7°	-0.020	0.020	-0.015	0.015	
	.197	.008	.008	.963																					
	5.00	0.40	0.40	24.2	C2I-H2N-0500-0004-GF	★	☆		★	☆		★	★		★		★		★	7°	-0.020	0.020	-0.015	0.015	
	.197	.016	.016	.954																					
J	5.26	0.20	0.20	24.5	C2I-J2N-0515-0002-GF	★			★			★	★		★		★		★	7°	-0.020	0.020	-0.015	0.015	
	.207	.008	.008	.963																					
	5.41	0.20	0.20	24.5	C2I-J2N-0541-0002-GF	★			★			★	★		★		★		★	7°	-0.020	0.020	-0.015	0.015	
	.213	.008	.008	.963																					
	5.56	0.50	0.50	24.1	C2I-J2N-0556-0005-GF	★	☆		★	☆		★	★		★		★		★	7°	-0.020	0.020	-0.015	0.015	
	.219	.020	.020	.950																					
K	6.00	0.20	0.20	24.5	C2I-K2N-0600-0002-GF	☆	★	☆	☆	★	☆	☆	★	☆	☆	★	☆	★	☆	★	7°	-0.020	0.020	-0.015	0.015
	.236	.008	.008	.963																					
	6.35	0.40	0.40	24.2	C2I-K2N-0635-0004-GF	★			★			★	★		★		★		★	7°	-0.020	0.020	-0.015	0.015	
	.250	.016	.016	.954																					
	6.35	0.50	0.50	24.1	C2I-K2N-0635-0005-GF	★			★	☆		★	☆	☆	★		★	☆	★	7°	-0.020	0.020	-0.015	0.015	
	.250	.020	.020	.950																					
	6.35	0.80	0.80	23.8	C2I-K2N-0635-0008-GF	★			★			★	★		★		★		★	7°	-0.020	0.020	-0.015	0.015	
	.250	.031	.031	.938																					
	7.14	0.80	0.80	23.8	C2I-K2N-0714-0008-GF	★			★			★	★		★		★		★	7°	-0.020	0.020	-0.015	0.015	
	.281	.031	.031	.938																					
L	7.92	0.80	0.80	29.0	C2I-L2N-0792-0008-GF	★			★			★	★		★		★		★	7°	-0.020	0.020	-0.020	0.020	
	.312	.031	.031	1.143																					
	8.00	0.20	0.20	29.7	C2I-L2N-0800-0002-GF	☆	★		☆	★	☆	☆	★	☆	★	☆	★	☆	★	7°	-0.020	0.020	-0.020	0.020	
	.315	.008	.008	1.167																					

# CoroCut® 2 insert for profiling

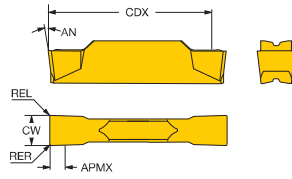


	SSC	CW	RE	CDX	Ordering code	Dimensions, mm, inch																									
						P				M				K				N			S										
						1135	1225	3115	4425	5015	1135	1225	5015	H13A	1135	1225	3115	4425	H13A	1225	H13A	1135	1225	H13A	S205	AN	CWTOLL	CWTOLU	RETOLL	RETOLU	
Medium	F	3.00	1.50	18.7	C21-F2N-0300-RM	☆	★	☆	☆	☆	☆	★	☆	☆	☆	☆	☆	☆	☆	☆	☆	☆	☆	☆	☆	☆	7°	-0.040	0.040	-0.050	0.050
		.118	.059	.738																								-.0016	.0016	-.0020	.0020
		3.18	1.59	18.6	C21-F2N-0318-RM	☆	★	☆	☆	☆	☆	★	☆	☆	☆	☆	☆	☆	☆	☆	☆	☆	☆	☆	☆	7°	-0.040	0.040	-0.050	0.050	
		.125	.063	.733																								-.0016	.0016	-.0020	.0020
	G	4.00	2.00	18.2	C21-G2N-0400-RM	☆	★	☆	☆	☆	☆	★	☆	☆	☆	☆	☆	☆	☆	☆	☆	☆	☆	☆	☆	7°	-0.040	0.040	-0.050	0.050	
		.157	.079	.715																								-.0016	.0016	-.0020	.0020
	H	4.00	2.00	23.4	C21-H2N-0400-RM	☆	★	☆	☆	☆	☆	★	☆	☆	☆	☆	☆	☆	☆	☆	☆	☆	☆	☆	☆	7°	-0.045	0.045	-0.050	0.050	
		.157	.079	.919																								-.0018	.0018	-.0020	.0020
		4.76	2.38	22.9	C21-H2N-0476-RM		★	☆	☆	☆		★			☆	☆	★		★			★				7°	-0.045	0.045	-0.050	0.050	
		.187	.094	.903																								-.0018	.0018	-.0020	.0020
		5.00	2.50	23.0	C21-H2N-0500-RM	☆	★	☆	☆	☆	☆	★	☆	☆	☆	☆	☆	☆	☆	☆	☆	☆	☆	☆	☆	7°	-0.045	0.045	-0.050	0.050	
		.197	.098	.904																								-.0018	.0018	-.0020	.0020
J	6.00	3.00	22.3	C21-J2N-0600-RM	☆	★	☆	☆	☆	☆	★	☆	☆	☆	☆	☆	☆	☆	☆	☆	☆	☆	☆	☆	7°	-0.045	0.045	-0.050	0.050		
	.236	.118	.876																								-.0018	.0018	-.0020	.0020	
	6.35	3.18	22.1	C21-J2N-0635-RM		★	☆	☆	☆		★			☆	☆	★		★			★				7°	-0.045	0.045	-0.050	0.050		
	.250	.125	.869																								-.0018	.0018	-.0020	.0020	
L	8.00	4.00	27.6	C21-L2N-0800-RM	☆	★	☆	☆	☆	☆	★	☆	☆	☆	☆	☆	☆	☆	☆	☆	☆	☆	☆	☆	7°	-0.050	0.050	-0.100	0.100		
	.315	.157	1.085																								-.0020	.0020	-.0039	.0039	

SSC = To correspond with SSC on holder.

N = Neutral

# CoroCut® 2 insert for turning



Finishing	SSC	CW	REL	RER	CDX	Ordering code	Dimensions, mm, inch																											
							P					M					K					N					S							
							1135	1145	1225	3115	4425	5015	1135	1145	1225	5015	H13A	1135	1225	3115	4425	H13A	1225	H13A	1135	1145	1225	H13A	AN	CWTOLL	CWTOLU	RETOLL	RETOLU	
G	3.00	0.30	0.30	18.4	C2I-G2N-0300-0003-TF	☆	☆	★	☆	☆	☆	☆	☆	★	☆	☆	☆	☆	☆	★	☆	☆	☆	☆	☆	★	☆	☆	☆	7°	-0.040	0.040	-0.050	0.050
H	4.00	0.40	0.40	23.5	C2I-H2N-0400-0004-TF	☆	☆	★	☆	☆	☆	☆	☆	★	☆	☆	☆	☆	☆	★	☆	☆	☆	☆	☆	★	☆	☆	☆	7°	-0.045	0.045	-0.050	0.050
J	5.00	0.40	0.40	23.4	C2I-J2N-0500-0004-TF	☆	☆	★	☆	☆	☆	☆	☆	★	☆	☆	☆	☆	☆	★	☆	☆	☆	☆	☆	★	☆	☆	☆	7°	-0.045	0.045	-0.050	0.050
K	6.00	0.40	0.40	23.4	C2I-K2N-0600-0004-TF	☆	☆	★	☆	☆	☆	☆	☆	★	☆	☆	☆	☆	☆	★	☆	☆	☆	☆	☆	★	☆	☆	☆	7°	-0.045	0.045	-0.050	0.050
L	8.00	0.80	0.80	28.2	C2I-L2N-0800-0008-TF	☆	☆	★	☆	☆	☆	☆	☆	★	☆	☆	☆	☆	☆	★	☆	☆	☆	☆	☆	★	☆	☆	☆	7°	-0.050	0.050	-0.100	0.100

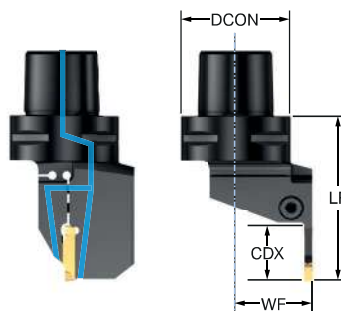
SSC = To correspond with SSC on holder.

N = Neutral

# CoroCut® 2 cutting unit for parting and grooving

Screw clamp design

Precision coolant supply

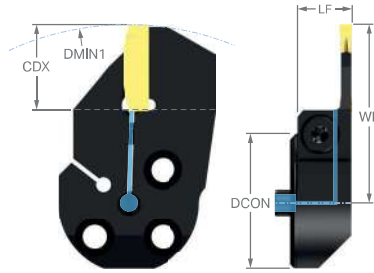


SSC	CZC <sub>MS</sub>	CDX	CNCS	Ordering code	Dimensions, mm, inch							MIID
					DCON <sub>MS</sub>	LF	WF	OAH	NM	KG		
E	C3	8.0	3	C2R-CC3-R/LE08CB	32	50.0	22.0	41.0	4.0	0.30	C2I-E2N-0200-	
		.315			1.260	1.969	.866	1.614				
	C3	15.0	3	C2R-CC3-R/LE15CB	32	55.0	22.0	41.0	4.5	0.28	C2I-E2N-0200-	
		.591			1.260	2.165	.866	1.614				
	C4	8.0	3	C2R-CC4-R/LE08CB	40	55.0	27.0	45.0	4.0	0.47	C2I-E2N-0200-	
		.315			1.575	2.165	1.063	1.771				
	C4	15.0	3	C2R-CC4-R/LE15CB	40	60.0	27.0	45.0	4.5	0.45	C2I-E2N-0200-	
		.591			1.575	2.362	1.063	1.771				
	C5	8.0	3	C2R-CC5-R/LE08CB	50	55.0	35.0	57.0	4.0	0.74	C2I-E2N-0200-	
		.315			1.969	2.165	1.378	2.244				
	C5	15.0	3	C2R-CC5-R/LE15CB	50	60.0	35.0	57.0	4.5	0.71	C2I-E2N-0200-	
		.591			1.969	2.362	1.378	2.244				
F	C3	10.0	3	C2R-CC3-R/LF10CB	32	50.0	22.0	41.0	4.0	0.28	C2I-F2N-0250-	
		.394			1.260	1.969	.866	1.614				
	C3	15.0	3	C2R-CC3-R/LF15CB	32	55.0	22.0	41.0	4.5	0.28	C2I-F2N-0250-	
		.591			1.260	2.165	.866	1.614				
	C4	10.0	3	C2R-CC4-R/LF10CB	40	55.0	27.0	45.0	4.0	0.45	C2I-F2N-0250-	
		.394			1.575	2.165	1.063	1.771				
	C4	15.0	3	C2R-CC4-R/LF15CB	40	60.0	27.0	45.0	4.5	0.45	C2I-F2N-0250-	
		.591			1.575	2.362	1.063	1.771				
	C5	10.0	3	C2R-CC5-R/LF10CB	50	55.0	35.0	57.0	4.0	0.71	C2I-F2N-0250-	
		.394			1.969	2.165	1.378	2.244				
	C5	20.0	3	C2R-CC5-R/LF20CB	50	65.0	35.0	57.0	4.5	0.70	C2I-F2N-0250-	
		.787			1.969	2.559	1.378	2.244				
G	C3	10.0	3	C2R-CC3-R/LG10CB	32	50.0	22.0	41.0	4.0	0.28	C2I-G2N-0300-	
		.394			1.260	1.969	.866	1.614				
	C3	15.0	3	C2R-CC3-R/LG15CB	32	55.0	22.0	41.0	4.5	0.28	C2I-G2N-0300-	
		.591			1.260	2.165	.866	1.614				
	C3	20.0	3	C2R-CC3-R/LG20CB	32	60.0	22.0	41.0	4.5	0.27	C2I-G2N-0300-	
		.787			1.260	2.362	.866	1.614				
	C4	10.0	3	C2R-CC4-R/LG10CB	40	55.0	27.0	45.0	4.0	0.44	C2I-G2N-0300-	
		.394			1.575	2.165	1.063	1.771				
	C4	15.0	3	C2R-CC4-R/LG15CB	40	60.0	27.0	45.0	4.5	0.45	C2I-G2N-0300-	
		.591			1.575	2.362	1.063	1.771				
	C4	20.0	3	C2R-CC4-R/LG20CB	40	65.0	27.0	45.0	4.5	0.49	C2I-G2N-0300-	
		.787			1.575	2.559	1.063	1.771				
	C5	10.0	3	C2R-CC5-R/LG10CB	50	55.0	35.0	57.0	4.0	0.70	C2I-G2N-0300-	
		.394			1.969	2.165	1.378	2.244				
	C5	15.0	3	C2R-CC5-R/LG15CB	50	60.0	35.0	57.0	4.5	0.71	C2I-G2N-0300-	
		.591			1.969	2.362	1.378	2.244				
	C5	20.0	3	C2R-CC5-R/LG20CB	50	65.0	35.0	57.0	4.5	0.69	C2I-G2N-0300-	
		.787			1.969	2.559	1.378	2.244				
	C6	10.0	3	C2R-CC6-R/LG10CB	63	60.0	45.0	64.5	4.0	1.18	C2I-G2N-0300-	
		.394			2.480	2.362	1.772	2.539				
	C6	15.0	3	C2R-CC6-R/LG15CB	63	65.0	45.0	64.5	4.5	1.18	C2I-G2N-0300-	
		.591			2.480	2.559	1.772	2.539				
	C6	20.0	3	C2R-CC6-R/LG20CB	63	70.0	45.0	64.5	4.5	1.34	C2I-G2N-0300-	
		.787			2.480	2.756	1.772	2.539				

# CoroCut® 2 cutting head for parting and grooving

Screw clamp design

Internal coolant supply



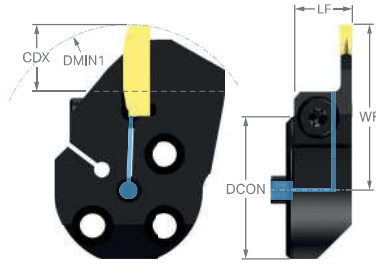
## Metric design

						Dimensions, mm, inch									
SSC	CZC <sub>MS</sub>	CDX	RMPX	CNSC	Ordering code	DCON <sub>MS</sub>	LF	WF	HF	OAH	NM	KG	MIID		
	E	25	15.0	90°	1	C2R-SL25-R/LE15GB	25	14.0	33.9	0.1	29.5	2.0	0.05	C2I-E2N-0200-	
							.984	.551	1.333	.004	1.161				
							32	14.0	37.4	0.1	37.0	2.0	0.08	C2I-E2N-0200-	
		32	15.0	90°	1	C2R-SL32-R/LE15GB	32	14.0	37.4	0.1	37.0	2.0	0.08	C2I-E2N-0200-	
						.984	.551	1.333	.004	1.161					
						40	14.0	40.0	0.1	45.0	2.0	0.12	C2I-E2N-0200-		
		40	15.0	90°	1	C2R-SL40-R/LE15GB	40	14.0	40.0	0.1	45.0	2.0	0.12	C2I-E2N-0200-	
						.984	.551	1.333	.004	1.161					
						40	14.0	40.0	0.1	45.0	2.0	0.12	C2I-E2N-0200-		
		F	25	15.0	90°	1	C2R-SL25-R/LF15GB	25	14.0	33.9	0.1	29.5	2.0	0.05	C2I-F2N-0250-
							.984	.551	1.333	.004	1.161				
							32	14.0	37.4	0.1	37.0	2.0	0.08	C2I-F2N-0250-	
	32	15.0	90°	1	C2R-SL32-R/LF15GB	32	14.0	37.4	0.1	37.0	2.0	0.08	C2I-F2N-0250-		
					.984	.551	1.333	.004	1.161						
					40	14.0	40.0	0.1	45.0	2.0	0.12	C2I-F2N-0250-			
	40	15.0	90°	1	C2R-SL40-R/LF15GB	40	14.0	40.0	0.1	45.0	2.0	0.12	C2I-F2N-0250-		
					.984	.551	1.333	.004	1.161						
					40	14.0	40.0	0.1	45.0	2.0	0.12	C2I-F2N-0250-			
	G	25	18.0	90°	1	C2R-SL25-R/LG18GB	25	14.0	37.6	0.1	32.5	3.0	0.05	C2I-G2N-0300-	
						.984	.551	1.480	.004	1.279					
						32	14.0	41.1	0.1	36.0	3.0	0.08	C2I-G2N-0300-		
	32	18.0	90°	1	C2R-SL32-R/LG18GB	32	14.0	41.1	0.1	36.0	3.0	0.08	C2I-G2N-0300-		
					.984	.551	1.480	.004	1.279						
					40	14.0	45.1	0.1	45.0	3.0	0.13	C2I-G2N-0300-			
	40	18.0	90°	1	C2R-SL40-R/LG18GB	40	14.0	45.1	0.1	45.0	3.0	0.13	C2I-G2N-0300-		
					.984	.551	1.480	.004	1.279						
					40	14.0	45.1	0.1	45.0	3.0	0.13	C2I-G2N-0300-			


# CoroCut® 2 cutting head for parting and grooving

Screw clamp design

Precision coolant supply



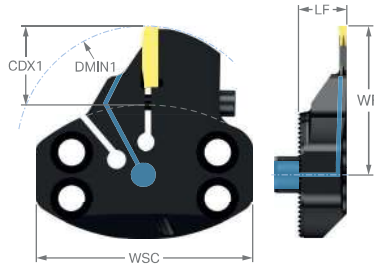
## Metric design



SSC	CZC <sub>MS</sub>	CDX	RMPX	CNCS	Ordering code	Dimensions, mm, inch						MIID		
						DCON <sub>MS</sub>	LF	WF	HF	OAH	NM		KG	
	G	25	13.0	90°	1	C2R-SL25-R/LG13GC	25	14.0	32.6	0.1	27.5	3.0	0.05	C2I-G2N-0300-
			.512				.984	.551	1.283	.004	1.082			
		32	13.0	90°	1	C2R-SL32-R/LG13GC	32	14.0	36.1	0.1	37.0	2.5	0.08	C2I-G2N-0300-
			.512				1.260	.551	1.421	.004	1.456			
		40	12.0	90°	1	C2R-SL40-R/LG12GC	40	14.0	39.1	0.1	45.0	2.0	0.12	C2I-G2N-0300-
		.472					1.575	.551	1.539	.004	1.771			

# CoroCut® 2 cutting head for parting and grooving

Screw clamp design

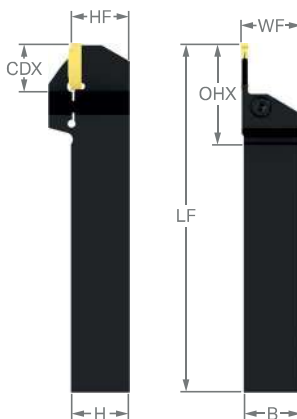
Precision coolant supply



									Dimensions, mm, inch						
		SSC	CZC <sub>MS</sub>	CDX	DMIN1	DAXIN	OHX	CNSC	Ordering code	LF	WF	WSC	NM	KG	MID
 	G	70	15.0	100.0	794.0	14.0	1	C2R-SL70-R/LG15AB	15.5	48.0	70.0	4.0	0.24	C2I-G2N-0300-	
			.591	3.937	31.260	.551			.610	1.890	2.756				

# CoroCut® 2 shank tool for parting and grooving

Screw clamp design



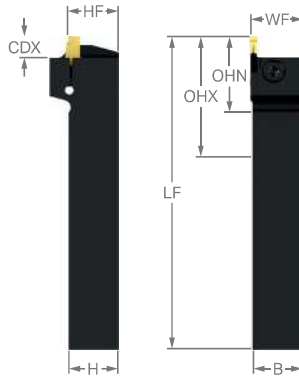
## Metric design

SSC	CZC <sub>MS</sub>	CDX	OHX	OHN	Ordering code	Dimensions, mm, inch							MIID	
						B	H	LF	WF	HF	OAH	<span style="border: 1px solid black; border-radius: 50%; padding: 2px;">NM</span>		<span style="border: 1px solid black; border-radius: 50%; padding: 2px;">KG</span>
E	12 x 12	8.0	38.9	26.9	<b>C2R-RS12-R/LE08DB</b>	12.0	12.0	125.0	13.0	12.0	20.0	4.0	0.16	C21-E2N-0200-
		<i>.315 1.531 1.059</i>	<i>.472</i>	<i>.472</i>	<i>4.921</i>	<i>.512</i>	<i>.472</i>	<i>.787</i>						
	12 x 12	12.0	42.9	30.9	<b>C2R-RS12-R/LE12DB</b>	12.0	12.0	125.0	13.0	12.0	20.0	4.0	0.13	C21-E2N-0200-
		<i>.472 1.689 1.216</i>	<i>.472</i>	<i>.472</i>	<i>4.921</i>	<i>.512</i>	<i>.472</i>	<i>.787</i>						
	16 x 16	8.0	42.9	26.9	<b>C2R-RS16-R/LE08DB</b>	16.0	16.0	125.0	17.0	16.0	24.0	4.0	0.23	C21-E2N-0200-
		<i>.315 1.689 1.059</i>	<i>.630</i>	<i>.630</i>	<i>4.921</i>	<i>.669</i>	<i>.630</i>	<i>.944</i>						
	16 x 16	15.0	49.9	33.9	<b>C2R-RS16-R/LE15DB</b>	16.0	16.0	125.0	17.0	16.0	24.0	4.5	0.22	C21-E2N-0200-
		<i>.591 1.964 1.334</i>	<i>.630</i>	<i>.630</i>	<i>4.921</i>	<i>.669</i>	<i>.630</i>	<i>.944</i>						
	20 x 20	8.0	46.9	26.9	<b>C2R-RS20-R/LE08DB</b>	20.0	20.0	125.0	21.0	20.0	28.0	4.0	0.36	C21-E2N-0200-
		<i>.315 1.846 1.059</i>	<i>.787</i>	<i>.787</i>	<i>4.921</i>	<i>.827</i>	<i>.787</i>	<i>1.102</i>						
20 x 20	15.0	53.9	33.9	<b>C2R-RS20-R/LE15DB</b>	20.0	20.0	125.0	21.0	20.0	28.0	4.5	0.34	C21-E2N-0200-	
	<i>.591 2.122 1.334</i>	<i>.787</i>	<i>.787</i>	<i>4.921</i>	<i>.827</i>	<i>.787</i>	<i>1.102</i>							
25 x 25	8.0	51.9	26.9	<b>C2R-RS25-R/LE08DB</b>	25.0	25.0	150.0	26.0	25.0	33.0	4.0	0.68	C21-E2N-0200-	
	<i>.315 2.043 1.059</i>	<i>.984</i>	<i>.984</i>	<i>5.906</i>	<i>1.024</i>	<i>.984</i>	<i>1.299</i>							
25 x 25	15.0	58.9	33.9	<b>C2R-RS25-R/LE15DB</b>	25.0	25.0	150.0	26.0	25.0	33.0	4.5	0.65	C21-E2N-0200-	
	<i>.591 2.318 1.334</i>	<i>.984</i>	<i>.984</i>	<i>5.906</i>	<i>1.024</i>	<i>.984</i>	<i>1.299</i>							
F	12 x 12	10.0	40.9	28.9	<b>C2R-RS12-R/LF10DB</b>	12.0	12.0	125.0	13.0	12.0	20.0	4.0	0.16	C21-F2N-0250-
		<i>.394 1.610 1.137</i>	<i>.472</i>	<i>.472</i>	<i>4.921</i>	<i>.512</i>	<i>.472</i>	<i>.787</i>						
	16 x 16	10.0	44.9	28.9	<b>C2R-RS16-R/LF10DB</b>	16.0	16.0	125.0	17.0	16.0	24.0	4.0	0.23	C21-F2N-0250-
		<i>.394 1.767 1.137</i>	<i>.630</i>	<i>.630</i>	<i>4.921</i>	<i>.669</i>	<i>.630</i>	<i>.944</i>						
	16 x 16	20.0	54.9	38.9	<b>C2R-RS16-R/LF20DB</b>	16.0	16.0	125.0	17.0	16.0	30.0	4.5	0.22	C21-F2N-0250-
		<i>.787 2.161 1.531</i>	<i>.630</i>	<i>.630</i>	<i>4.921</i>	<i>.669</i>	<i>.630</i>	<i>1.181</i>						
	20 x 20	10.0	48.9	28.9	<b>C2R-RS20-R/LF10DB</b>	20.0	20.0	125.0	21.0	20.0	28.0	4.0	0.36	C21-F2N-0250-
		<i>.394 1.925 1.137</i>	<i>.787</i>	<i>.787</i>	<i>4.921</i>	<i>.827</i>	<i>.787</i>	<i>1.102</i>						
	20 x 20	20.0	58.9	38.9	<b>C2R-RS20-R/LF20DB</b>	20.0	20.0	125.0	21.0	20.0	30.0	4.5	0.33	C21-F2N-0250-
		<i>.787 2.318 1.531</i>	<i>.787</i>	<i>.787</i>	<i>4.921</i>	<i>.827</i>	<i>.787</i>	<i>1.181</i>						
25 x 25	10.0	53.9	28.9	<b>C2R-RS25-R/LF10DB</b>	25.0	25.0	150.0	26.0	25.0	33.0	4.0	0.67	C21-F2N-0250-	
	<i>.394 2.122 1.137</i>	<i>.984</i>	<i>.984</i>	<i>5.906</i>	<i>1.024</i>	<i>.984</i>	<i>1.299</i>							
25 x 25	20.0	63.9	38.9	<b>C2R-RS25-R/LF20DB</b>	25.0	25.0	150.0	26.0	25.0	35.0	4.5	0.63	C21-F2N-0250-	
	<i>.787 2.515 1.531</i>	<i>.984</i>	<i>.984</i>	<i>5.906</i>	<i>1.024</i>	<i>.984</i>	<i>1.377</i>							
G	12 x 12	12.0	44.4	32.4	<b>C2R-RS12-R/LG12DB</b>	12.0	12.0	125.0	13.0	12.0	20.0	4.0	0.13	C21-G2N-0300-
		<i>.472 1.748 1.275</i>	<i>.472</i>	<i>.472</i>	<i>4.921</i>	<i>.512</i>	<i>.472</i>	<i>.787</i>						
	16 x 16	10.0	46.4	30.4	<b>C2R-RS16-R/LG10DB</b>	16.0	16.0	125.0	17.0	16.0	24.0	4.0	0.23	C21-G2N-0300-
		<i>.394 1.826 1.196</i>	<i>.630</i>	<i>.630</i>	<i>4.921</i>	<i>.669</i>	<i>.630</i>	<i>.944</i>						
	16 x 16	16.0	52.4	36.4	<b>C2R-RS16-R/LG20DB</b>	16.0	16.0	125.0	17.0	16.0	24.0	4.5	0.22	C21-G2N-0300-
		<i>.630 2.063 1.433</i>	<i>.630</i>	<i>.630</i>	<i>4.921</i>	<i>.669</i>	<i>.630</i>	<i>.944</i>						
	20 x 20	10.0	50.4	30.4	<b>C2R-RS20-R/LG10DB</b>	20.0	20.0	125.0	21.0	20.0	28.0	4.0	0.36	C21-G2N-0300-
		<i>.394 1.984 1.196</i>	<i>.787</i>	<i>.787</i>	<i>4.921</i>	<i>.827</i>	<i>.787</i>	<i>1.102</i>						
	20 x 20	20.0	60.4	40.4	<b>C2R-RS20-R/LG20DB</b>	20.0	20.0	125.0	21.0	20.0	30.0	4.5	0.33	C21-G2N-0300-
		<i>.787 2.378 1.590</i>	<i>.787</i>	<i>.787</i>	<i>4.921</i>	<i>.827</i>	<i>.787</i>	<i>1.181</i>						
25 x 25	10.0	55.4	30.4	<b>C2R-RS25-R/LG10DB</b>	25.0	25.0	150.0	26.0	25.0	33.0	4.0	0.67	C21-G2N-0300-	
	<i>.394 2.181 1.196</i>	<i>.984</i>	<i>.984</i>	<i>5.906</i>	<i>1.024</i>	<i>.984</i>	<i>1.299</i>							
25 x 25	20.0	65.4	40.4	<b>C2R-RS25-R/LG20DB</b>	25.0	25.0	150.0	26.0	25.0	35.0	4.5	0.63	C21-G2N-0300-	
	<i>.787 2.574 1.590</i>	<i>.984</i>	<i>.984</i>	<i>5.906</i>	<i>1.024</i>	<i>.984</i>	<i>1.377</i>							
32 x 32	20.0	72.4	40.4	<b>C2R-RS32-R/LG20DB</b>	32.0	32.0	170.0	33.0	32.0	42.0	4.5	1.18	C21-G2N-0300-	
	<i>.787 2.850 1.590</i>	<i>1.260</i>	<i>1.260</i>	<i>6.693</i>	<i>1.299</i>	<i>1.260</i>	<i>1.653</i>							



# CoroCut® 2 shank tool for parting and grooving

Screw clamp design

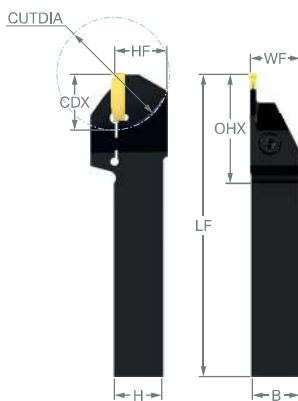


## Metric design

SSC	CZC <sub>MS</sub>	CDX	OHX	OHN	Ordering code	Dimensions, mm, inch						MIID		
						B	H	LF	WF	HF	OAH		NM	KG
G	16 x 16	7.0	43.4	27.4	<b>C2R-RS16-R/LG07DC</b>	16.0	16.0	125.0	17.0	16.0	24.0	4.0	0.24	C2I-G2N-0300-
		<i>.276</i>	<i>1.708</i>	<i>1.078</i>		<i>.630</i>	<i>.630</i>	<i>4.921</i>	<i>.669</i>	<i>.630</i>	<i>.944</i>			
		7.0	47.4	27.4	<b>C2R-RS20-R/LG07DC</b>	20.0	20.0	125.0	21.0	20.0	28.0	4.0	0.41	C2I-G2N-0300-
		<i>.276</i>	<i>1.866</i>	<i>1.078</i>		<i>.787</i>	<i>.787</i>	<i>4.921</i>	<i>.827</i>	<i>.787</i>	<i>1.102</i>			
	25 x 25	7.0	52.4	27.4	<b>C2R-RS25-R/LG07DC</b>	25.0	25.0	150.0	26.0	25.0	33.0	4.0	0.70	C2I-G2N-0300-
		<i>.276</i>	<i>2.063</i>	<i>1.078</i>		<i>.984</i>	<i>.984</i>	<i>5.906</i>	<i>1.024</i>	<i>.984</i>	<i>1.299</i>			

# CoroCut® 2 shank tool for parting and grooving

Screw clamp design

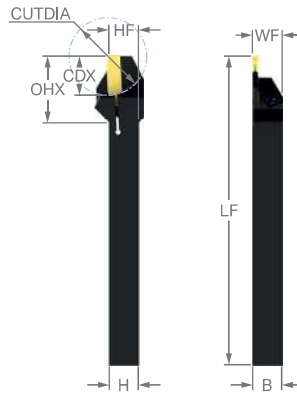


## Metric design

		Dimensions, mm, inch														
SSC	CZC <sub>MS</sub>	CDX	OHX	OHN	Ordering code	B	H	LF	WF	HF	OAH	CUTDIA	NM	KG	MIID	
	E	20 x 20	17.0	55.9	35.9	<b>C2R-RS20-R/LE17DD</b>	20.0	20.0	125.0	20.5	20.0	30.0	42	4.5	0.35	C2I-E2N-0200-
			.669	2.200	1.413		.787	.787	4.921	.807	.787	1.181	1.653			
		F	20 x 20	17.0	55.9	35.9	<b>C2R-RS20-R/LF17DD</b>	20.0	20.0	125.0	20.5	20.0	30.0	42	4.5	0.35
		.669	2.200	1.413		.787	.787	4.921	.807	.787	1.181	1.653				
		25 x 25	17.0	60.9	35.9	<b>C2R-RS25-R/LF17DD</b>	25.0	25.0	150.0	26.0	25.0	35.0	42	4.5	0.67	C2I-F2N-0250-
		.669	2.397	1.413		.984	.984	5.906	1.024	.984	1.377	1.653				
	G	20 x 20	22.0	62.4	42.4	<b>C2R-RS20-R/LG22DD</b>	20.0	20.0	125.0	20.6	20.0	32.0	44	4.5	0.34	C2I-G2N-0300-
		.866	2.456	1.669		.787	.787	4.921	.811	.787	1.259	1.732				
		25 x 25	22.0	67.4	42.4	<b>C2R-RS25-R/LG22DD</b>	25.0	25.0	150.0	25.6	25.0	35.0	44	4.5	0.70	C2I-G2N-0300-
		.866	2.653	1.669		.984	.984	5.906	1.008	.984	1.377	1.732				

# CoroCut® 2 shank tool for parting and grooving

Screw clamp design

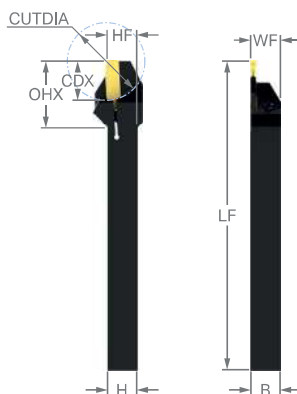


## Metric design

						Dimensions, mm, inch											
	SSC	CZC <sub>MS</sub>	CDX	OHX	OHN	Ordering code	B	H	LF	WF	HF	OAH	CUTDIA	NM	KG	MIID	
	E	10 x 10	10.0	33.2	23.2	C2R-RS10-R/LE10DS	10.0	10.0	125.0	10.0	10.1	17.0	20	2.5	0.09	C2I-E2N-0200-	
			.394	1.307	.913		.394	.394	4.921	.394	.396	.671	.787				
		12 x 12	11.0	36.2	24.2	C2R-RS12-R/LE11DS	12.0	12.0	125.0	12.0	12.1	19.0	22	2.5	0.13	C2I-E2N-0200-	
				.433	1.425	.953		.472	.472	4.921	.472	.474	.750	.866			
		16 x 16	11.0	40.2	24.2	C2R-RS16-R/LE11DS	16.0	16.0	125.0	16.0	16.1	21.0	22	2.5	0.23	C2I-E2N-0200-	
				.433	1.583	.953		.630	.630	4.921	.630	.632	.828	.866			
		16 x 16	17.0	46.2	30.2	C2R-RS16-R/LE17DS	16.0	16.0	125.0	16.0	16.1	21.0	34	2.5	0.22	C2I-E2N-0200-	
				.669	1.819	1.189		.630	.630	4.921	.630	.632	.828	1.338			
	F	3/8 x 3/8	9.9	32.6	23.1	C2R-RSA06-R/LF10DS	9.5	9.5	125.0	9.5	9.6	16.5	19	2.5	0.08	C2I-F2N-0250-	
				.390	1.285	.910		.375	.375	4.921	.375	.377	.652	.780			
		1/2 x 1/2	15.0	40.9	28.2	C2R-RSA08-LF15DS	12.7	12.7	125.0	12.7	12.8	19.7	29	2.5	0.14	C2I-F2N-0250-	
				.590	1.610	1.110		.500	.500	4.921	.500	.502	.777	1.180			
		10 x 10	10.0	33.2	23.2	C2R-RS10-R/LF10DS	10.0	10.0	125.0	10.0	10.1	17.0	20	2.5	0.09	C2I-F2N-0250-	
				.394	1.307	.913		.394	.394	4.921	.394	.396	.671	.787			
		5/8 x 5/8	17.0	46.1	30.2	C2R-RSA10-R/LF17DS	15.9	15.9	125.0	15.9	15.9	20.9	34	2.5	0.22	C2I-F2N-0250-	
				.670	1.815	1.190		.625	.625	4.921	.625	.627	.823	1.340			
		12 x 12	15.0	40.2	28.2	C2R-RS12-R/LF15DS	12.0	12.0	125.0	12.0	12.1	19.0	30	2.5	0.13	C2I-F2N-0250-	
				.591	1.583	1.110		.472	.472	4.921	.472	.474	.750	1.181			
	16 x 16	17.0	46.2	30.2	C2R-RS16-R/LF17DS	16.0	16.0	125.0	16.0	16.1	21.0	34	2.5	0.22	C2I-F2N-0250-		
			.669	1.819	1.189		.630	.630	4.921	.630	.632	.828	1.338				
G	5/8 x 5/8	17.0	46.1	30.2	C2R-RSA10-R/LG17DS	15.9	15.9	125.0	15.9	15.9	20.9	34	2.5	0.22	C2I-G2N-0300-		
			.670	1.815	1.190		.625	.625	4.921	.625	.627	.823	1.340				
	16 x 16	17.0	46.2	30.2	C2R-RS16-R/LG17DS	16.0	16.0	125.0	16.0	16.1	21.0	34	2.5	0.22	C2I-G2N-0300-		
			.669	1.819	1.189		.630	.630	4.921	.630	.632	.828	1.338				

# CoroCut® 2 shank tool for parting and grooving

## Screw clamp design

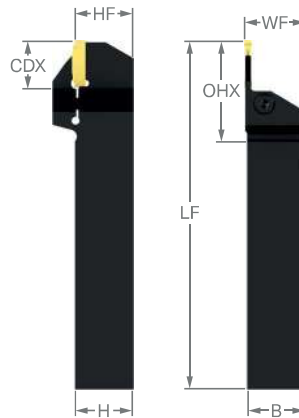


## Metric design

SSC	CZC <sub>MS</sub>	CDX	OHX	OHN	Ordering code	Dimensions, mm, inch										MIID
						B	H	LF	WF	HF	OAH	CUTDIA	NM	KG		
E	10 x 10	10.0	33.2	23.2	<b>C2R-RS10-R/LE10DS</b>	10.0	10.0	125.0	10.0	10.1	17.0	20	2.5	0.09	C2I-E2N-0200-	
		<i>.394</i>	<i>1.307</i>	<i>.913</i>		<i>.394</i>	<i>.394</i>	<i>4.921</i>	<i>.394</i>	<i>.396</i>	<i>.671</i>	<i>.787</i>				
	12 x 12	11.0	36.2	24.2	<b>C2R-RS12-R/LE11DS</b>	12.0	12.0	125.0	12.0	12.1	19.0	22	2.5	0.13	C2I-E2N-0200-	
		<i>.433</i>	<i>1.425</i>	<i>.953</i>		<i>.472</i>	<i>.472</i>	<i>4.921</i>	<i>.472</i>	<i>.474</i>	<i>.750</i>	<i>.866</i>				
	16 x 16	11.0	40.2	24.2	<b>C2R-RS16-R/LE11DS</b>	16.0	16.0	125.0	16.0	16.1	21.0	22	2.5	0.23	C2I-E2N-0200-	
<i>.433</i>	<i>1.583</i>	<i>.953</i>		<i>.630</i>	<i>.630</i>	<i>4.921</i>	<i>.630</i>	<i>.632</i>	<i>.828</i>	<i>.866</i>						
F	3/8 x 3/8	9.9	32.6	23.1	<b>C2R-RSA06-R/LF10DS</b>	9.5	9.5	125.0	9.5	9.6	16.5	19	2.5	0.08	C2I-F2N-0250-	
		<i>.390</i>	<i>1.285</i>	<i>.910</i>		<i>.375</i>	<i>.375</i>	<i>4.921</i>	<i>.375</i>	<i>.377</i>	<i>.652</i>	<i>.780</i>				
	1/2 x 1/2	15.0	40.9	28.2	<b>C2R-RSA08-LF15DS</b>	12.7	12.7	125.0	12.7	12.8	19.7	29	2.5	0.14	C2I-F2N-0250-	
		<i>.590</i>	<i>1.610</i>	<i>1.110</i>		<i>.500</i>	<i>.500</i>	<i>4.921</i>	<i>.500</i>	<i>.502</i>	<i>.777</i>	<i>1.180</i>				
	10 x 10	10.0	33.2	23.2	<b>C2R-RS10-R/LF10DS</b>	10.0	10.0	125.0	10.0	10.1	17.0	20	2.5	0.09	C2I-F2N-0250-	
<i>.394</i>	<i>1.307</i>	<i>.913</i>		<i>.394</i>	<i>.394</i>	<i>4.921</i>	<i>.394</i>	<i>.396</i>	<i>.671</i>	<i>.787</i>						
G	5/8 x 5/8	17.0	46.1	30.2	<b>C2R-RSA10-R/LF17DS</b>	15.9	15.9	125.0	15.9	15.9	20.9	34	2.5	0.22	C2I-F2N-0250-	
		<i>.670</i>	<i>1.815</i>	<i>1.190</i>		<i>.625</i>	<i>.625</i>	<i>4.921</i>	<i>.625</i>	<i>.627</i>	<i>.823</i>	<i>1.340</i>				
	12 x 12	15.0	40.2	28.2	<b>C2R-RS12-R/LF15DS</b>	12.0	12.0	125.0	12.0	12.1	19.0	30	2.5	0.13	C2I-F2N-0250-	
		<i>.591</i>	<i>1.583</i>	<i>1.110</i>		<i>.472</i>	<i>.472</i>	<i>4.921</i>	<i>.472</i>	<i>.474</i>	<i>.750</i>	<i>1.181</i>				
	16 x 16	17.0	46.2	30.2	<b>C2R-RS16-R/LF17DS</b>	16.0	16.0	125.0	16.0	16.1	21.0	34	2.5	0.22	C2I-F2N-0250-	
<i>.669</i>	<i>1.819</i>	<i>1.189</i>		<i>.630</i>	<i>.630</i>	<i>4.921</i>	<i>.630</i>	<i>.632</i>	<i>.828</i>	<i>1.338</i>						
G	5/8 x 5/8	17.0	46.1	30.2	<b>C2R-RSA10-R/LG17DS</b>	15.9	15.9	125.0	15.9	15.9	20.9	34	2.5	0.22	C2I-G2N-0300-	
		<i>.670</i>	<i>1.815</i>	<i>1.190</i>		<i>.625</i>	<i>.625</i>	<i>4.921</i>	<i>.625</i>	<i>.627</i>	<i>.823</i>	<i>1.340</i>				
	16 x 16	17.0	46.2	30.2	<b>C2R-RS16-R/LG17DS</b>	16.0	16.0	125.0	16.0	16.1	21.0	34	2.5	0.22	C2I-G2N-0300-	
<i>.669</i>	<i>1.819</i>	<i>1.189</i>		<i>.630</i>	<i>.630</i>	<i>4.921</i>	<i>.630</i>	<i>.632</i>	<i>.828</i>	<i>1.338</i>						

## CoroCut® 2 shank tool for parting and grooving

Screw clamp design

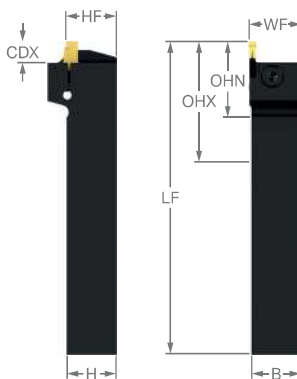


Inch design

	SSC	CZC <sub>MS</sub>	CDX	OHX	OHN	Ordering code	Dimensions, mm, inch							MIID	
							B	H	LF	WF	HF	OAH	NM		KG
	E	1/2 x 1/2	8.1	39.7	27.0	C2R-RSA08-R/LE08DB	12.7	12.7	114.3	13.0	12.7	20.7	4.0	0.14	C2I-E2N-0200-
			.320	1.564	1.064		.500	.500	4.500	.512	.500	.814			
	1/2 x 1/2	15.0	46.6	33.9	C2R-RSA08-R/LE15DB	12.7	12.7	114.3	13.0	12.7	22.9	4.5	0.13	C2I-E2N-0200-	
		.590	1.834	1.334		.500	.500	4.500	.512	.500	.904				
	5/8 x 5/8	8.1	42.9	27.0	C2R-RSA10-R/LE08DB	15.9	15.9	114.3	17.0	15.9	23.8	4.0	0.21	C2I-E2N-0200-	
		.320	1.689	1.064		.625	.625	4.500	.669	.625	.939				
	5/8 x 5/8	15.0	49.7	33.9	C2R-RSA10-R/LE15DB	15.9	15.9	114.3	17.0	15.9	23.8	4.5	0.20	C2I-E2N-0200-	
		.590	1.959	1.334		.625	.625	4.500	.669	.625	.939				
	3/4 x 3/4	8.1	46.1	27.0	C2R-RSA12-R/LE08DB	19.1	19.1	114.3	21.0	19.1	27.0	4.0	0.30	C2I-E2N-0200-	
		.320	1.814	1.064		.750	.750	4.500	.827	.750	1.064				
3/4 x 3/4	15.0	52.9	33.9	C2R-RSA12-R/LE15DB	19.1	19.1	127.0	20.9	19.1	27.0	4.5	0.32	C2I-E2N-0200-		
	.590	2.084	1.334		.750	.750	5.000	.823	.750	1.064					
1 x 1	8.1	52.4	27.0	C2R-RSA16-R/LE08DB	25.4	25.4	127.0	26.0	25.4	33.4	4.0	0.59	C2I-E2N-0200-		
	.320	2.064	1.064		1.000	1.000	5.000	1.024	1.000	1.314					
1 x 1	15.0	59.3	33.9	C2R-RSA16-R/LE15DB	25.4	25.4	152.4	26.0	25.4	33.4	4.5	0.68	C2I-E2N-0200-		
	.590	2.334	1.334		1.000	1.000	6.000	1.024	1.000	1.314					
F	5/8 x 5/8	10.2	44.9	29.0	C2R-RSA10-R/LF10DB	15.9	15.9	127.0	17.0	15.9	23.8	4.0	0.23	C2I-F2N-0250-	
			.400	1.769	1.144		.625	.625	5.000	.669	.625	.939			
	5/8 x 5/8	20.1	54.8	39.0	C2R-RSA10-R/LF20DB	15.9	15.9	114.3	17.0	15.9	30.0	4.5	0.20	C2I-F2N-0250-	
		.790	2.159	1.534		.625	.625	4.500	.669	.625	1.183				
	3/4 x 3/4	10.2	48.1	29.0	C2R-RSA12-R/LF10DB	19.1	19.1	114.3	21.0	19.1	27.0	4.0	0.30	C2I-F2N-0250-	
		.400	1.894	1.144		.750	.750	4.500	.827	.750	1.064				
	3/4 x 3/4	20.1	58.0	39.0	C2R-RSA12-R/LF20DB	19.1	19.1	127.0	21.0	19.1	30.0	4.5	0.31	C2I-F2N-0250-	
		.790	2.284	1.534		.750	.750	5.000	.827	.750	1.183				
	1 x 1	10.2	54.4	29.0	C2R-RSA16-R/LF10DB	25.4	25.4	127.0	26.0	25.4	33.4	4.0	0.58	C2I-F2N-0250-	
		.400	2.144	1.144		1.000	1.000	5.000	1.024	1.000	1.314				
1 x 1	20.1	64.4	39.0	C2R-RSA16-R/LF20DB	25.4	25.4	152.4	26.0	25.4	35.4	4.5	0.66	C2I-F2N-0250-		
	.790	2.534	1.534		1.000	1.000	6.000	1.024	1.000	1.393					
1 1/4 x 1	10.2	60.8	29.0	C2R-RSA20-R/LF10DB	31.8	31.8	152.4	33.0	31.8	39.7	4.0	1.10	C2I-F2N-0250-		
	.400	2.394	1.144		1.250	1.250	6.000	1.299	1.250	1.564					
1 1/4 x 1	20.1	70.7	39.0	C2R-RSA20-R/LF20DB	31.8	31.8	152.4	33.0	31.8	41.7	4.5	1.03	C2I-F2N-0250-		
	.790	2.784	1.534		1.250	1.250	6.000	1.299	1.250	1.643					
G	5/8 x 5/8	10.0	46.3	30.4	C2R-RSA10-R/LG10DB	15.9	15.9	127.0	17.0	15.9	23.8	4.0	0.23	C2I-G2N-0300-	
			.394	1.821	1.196		.625	.625	5.000	.669	.625	.939			
	3/4 x 3/4	10.2	49.6	30.5	C2R-RSA12-R/LG10DB	19.1	19.1	114.3	21.0	19.1	27.0	4.0	0.30	C2I-G2N-0300-	
		.400	1.953	1.203		.750	.750	4.500	.827	.750	1.064				
	3/4 x 3/4	20.1	59.5	40.5	C2R-RSA12-R/LG20DB	19.1	19.1	127.0	21.0	19.1	30.0	4.5	0.31	C2I-G2N-0300-	
		.790	2.343	1.593		.750	.750	5.000	.827	.750	1.183				
	1 x 1	10.2	55.9	30.5	C2R-RSA16-R/LG10DB	25.4	25.4	127.0	26.0	25.4	33.4	4.0	0.58	C2I-G2N-0300-	
		.400	2.203	1.203		1.000	1.000	5.000	1.024	1.000	1.314				
	1 x 1	20.1	65.9	40.5	C2R-RSA16-R/LG20DB	25.4	25.4	152.4	26.0	25.4	35.4	4.5	0.66	C2I-G2N-0300-	
		.790	2.593	1.593		1.000	1.000	6.000	1.024	1.000	1.393				
1 1/4 x 1	10.2	62.3	30.5	C2R-RSA20-R/LG10DB	31.8	31.8	152.4	33.0	31.8	39.7	4.0	1.10	C2I-G2N-0300-		
	.400	2.453	1.203		1.250	1.250	6.000	1.299	1.250	1.564					
1 1/4 x 1	20.1	72.2	40.5	C2R-RSA20-R/LG20DB	31.8	31.8	152.4	33.0	31.8	41.7	4.5	1.03	C2I-G2N-0300-		
	.790	2.843	1.593		1.250	1.250	6.000	1.299	1.250	1.643					

# CoroCut® 2 shank tool for parting and grooving

Screw clamp design

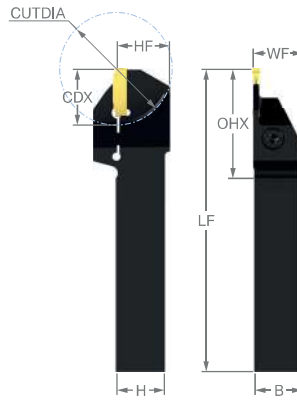


## Inch design

		Dimensions, mm, inch													
SSC	CZC <sub>MS</sub>	CDX	OHX	OHN	Ordering code	B	H	LF	WF	HF	OAH	<span style="border: 1px solid black; border-radius: 50%; padding: 2px;">NM</span>	<span style="border: 1px solid black; border-radius: 50%; padding: 2px;">KG</span>	MIID	
	G	5/8 x 5/8	7.1	43.4	27.5	<b>C2R-RSA10-RG07DC</b>	15.9	15.9	127.0	17.0	15.9	23.8	4.0	0.24	C21-G2N-0300-
			.280	1.708	1.083		.625	.625	5.000	.669	.625	.939			
		3/4 x 3/4	7.1	46.6	27.5	<b>C2R-RSA12-R/LG07DC</b>	19.1	19.1	127.0	20.0	19.1	27.0	4.0	0.34	C21-G2N-0300-
			.280	1.833	1.083		.750	.750	5.000	.787	.750	1.064			
	1 x 1	7.1	52.9	27.5	<b>C2R-RSA16-R/LG07DC</b>	25.4	25.4	152.4	26.0	25.4	33.4	4.0	0.73	C21-G2N-0300-	
			.280	2.083	1.083		1.000	1.000	6.000	1.024	1.000	1.314			

# CoroCut® 2 shank tool for parting and grooving

Screw clamp design



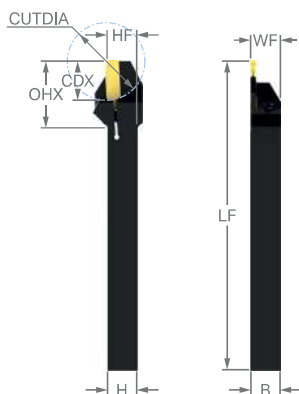
Inch design

		Dimensions, mm, inch														
SSC	CZC <sub>MS</sub>	CDX	OHX	OHN	Ordering code	B	H	LF	WF	HF	OAH	CUTDIA	NM	KG	MIID	
	E	3/4 x 3/4	17.0	55.0	35.9	C2R-RSA12-R/LE17DD	19.1	19.1	127.0	19.6	19.1	29.0	42	4.5	0.32	C2I-E2N-0200-
				.670	2.164	1.414		.750	.750	5.000	.770	.750	1.143	1.661		
	F	3/4 x 3/4	17.0	55.0	35.9	C2R-RSA12-R/LF17DD	19.1	19.1	127.0	19.6	19.1	29.0	42	4.5	0.32	C2I-F2N-0250-
				.670	2.164	1.414		.750	.750	5.000	.770	.750	1.143	1.661		
	1 x 1	17.0	61.3	35.9	C2R-RSA16-R/LF17DD	25.4	25.4	127.0	25.9	25.4	35.4	42	4.5	0.57	C2I-F2N-0250-	
				.670	2.414	1.414		1.000	1.000	5.000	1.020	1.000	1.393	1.661		
G	3/4 x 3/4	22.0	61.4	42.4	C2R-RSA12-R/LG22DD	19.1	19.1	127.0	19.6	19.1	31.9	44	4.5	0.32	C2I-G2N-0300-	
			.866	2.419	1.669		.750	.750	5.000	.774	.750	1.259	1.740			
1 x 1	22.0	67.8	42.4	C2R-RSA16-R/LG22DD	25.4	25.4	127.0	26.0	25.4	35.4	44	4.5	0.55	C2I-G2N-0300-		
			.866	2.669	1.669		1.000	1.000	5.000	1.024	1.000	1.393	1.740			

ENG

# CoroCut® 2 shank tool for parting and grooving

Screw clamp design



## Inch design

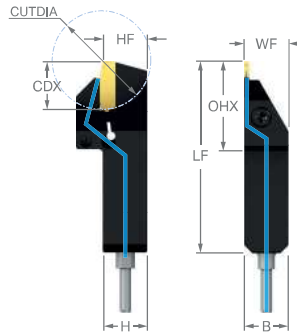
		Dimensions, mm, inch																		
SSC	CZC <sub>MS</sub>	CDX	OHX	OHN	Ordering code	Dimensions, mm, inch														MIID
						B	H	LF	WF	HF	OAH	CUTDIA	NM	KG						
E	3/8 x 3/8	9.9	32.6	23.1	C2R-RSA06-R/LE10DS	9.5	9.5	125.0	9.5	9.6	16.5	19	2.5	0.08	C2I-E2N-0200-					
		.390	1.285	.910		.375	.375	4.921	.375	.377	.652	.780								
	1/2 x 1/2	10.9	36.8	24.1	C2R-RSA08-R/LE11DS	12.7	12.7	125.0	12.7	12.8	19.7	21	2.5	0.15	C2I-E2N-0200-					
		.430	1.450	.950		.500	.500	4.921	.500	.502	.777	.860								
	5/8 x 5/8	10.9	40.0	24.1	C2R-RSA10-R/LE11DS	15.9	15.9	125.0	15.9	15.9	20.9	21	2.5	0.23	C2I-E2N-0200-					
.430		1.575	.950	.625		.625	4.921	.625	.627	.823	.860									
5/8 x 5/8	17.0	46.1	30.2	C2R-RSA10-R/LE17DS	15.9	15.9	125.0	15.9	15.9	20.9	34	2.5	0.22	C2I-E2N-0200-						
	.670	1.815	1.190		.625	.625	4.921	.625	.627	.823	1.340									
F	1/2 x 1/2	15.0	40.9	28.2	C2R-RSA08-RF15DS	12.7	12.7	125.0	12.7	12.8	19.7	29	2.5	0.14	C2I-F2N-0250-					
		.590	1.610	1.110		.500	.500	4.921	.500	.502	.777	1.180								



# CoroCut® 2 QS shank tool for parting and grooving

Screw clamp design

Precision coolant supply



## Metric design

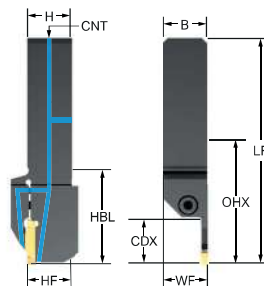
SSC	CZC <sub>MS</sub>	CDX	OHX	CNCS	Ordering code	Dimensions, mm, inch										MIID
						B	H	LF	WF	HF	OAH	CUTDIA	NM	KG		
E	12 x 12	11.0	29.6	1	C2R-QS12-R/LE11AD	12.0	12.0	70.0	12.2	12.0	24.0	22	2.5	0.08	C2I-E2N-0200-	
		<i>.433</i>	<i>1.165</i>			<i>.472</i>	<i>.472</i>	<i>2.756</i>	<i>.478</i>	<i>.472</i>	<i>.944</i>	<i>.866</i>				
	16 x 16	11.0	33.6	1	C2R-QS16-R/LE11AD	16.0	16.0	70.0	16.2	16.0	26.0	22	2.5	0.13	C2I-E2N-0200-	
		<i>.433</i>	<i>1.323</i>			<i>.630</i>	<i>.630</i>	<i>2.756</i>	<i>.636</i>	<i>.630</i>	<i>1.023</i>	<i>.866</i>				
	16 x 16	17.0	33.6	1	C2R-QS16-R/LE17AD	16.0	16.0	70.0	16.2	16.0	26.0	34	2.5	0.12	C2I-E2N-0200-	
		<i>.669</i>	<i>1.323</i>			<i>.630</i>	<i>.630</i>	<i>2.756</i>	<i>.636</i>	<i>.630</i>	<i>1.023</i>	<i>1.338</i>				
F	12 x 12	15.0	29.6	1	C2R-QS12-R/LF15AD	12.0	12.0	70.0	12.2	12.0	24.0	30	2.5	0.07	C2I-F2N-0250-	
		<i>.591</i>	<i>1.165</i>			<i>.472</i>	<i>.472</i>	<i>2.756</i>	<i>.478</i>	<i>.472</i>	<i>.944</i>	<i>1.181</i>				
	16 x 16	17.0	33.6	1	C2R-QS16-R/LF17AD	16.0	16.0	70.0	16.2	16.0	26.0	34	2.5	0.12	C2I-F2N-0250-	
		<i>.669</i>	<i>1.323</i>			<i>.630</i>	<i>.630</i>	<i>2.756</i>	<i>.636</i>	<i>.630</i>	<i>1.023</i>	<i>1.338</i>				
G	16 x 16	17.0	33.6	1	C2R-QS16-R/LG17AD	16.0	16.0	70.0	16.2	16.0	26.0	34	2.5	0.12	C2I-G2N-0300-	
		<i>.669</i>	<i>1.323</i>			<i>.630</i>	<i>.630</i>	<i>2.756</i>	<i>.636</i>	<i>.630</i>	<i>1.023</i>	<i>1.338</i>				

ENG

# CoroCut® 2 QS shank tool for parting and grooving

Screw clamp design

Precision coolant supply



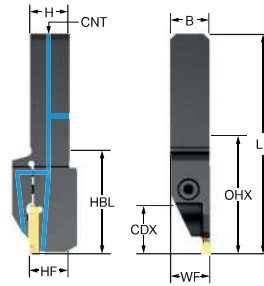
## Metric design

SSC	CZC <sub>MS</sub>	CDX	OHX	OHN	CNSC	Ordering code	Dimensions, mm, inch										MIID
							B	H	LF	WF	HF	OAH	CNT	(NM)	(KG)		
E	25 x 25	15.0	56.8	31.3	3	C2R-QS25-R/LE15CB	25.0	25.0	115.3	25.5	25.0	40.0	G 1/8-28	4.5	0.00	C2I-E2N-0200-	
		.591	2.236	1.232			.984	.984	4.539	1.004	.984	1.574	G 1/8-28				
F	25 x 25	20.0	61.8	36.3	3	C2R-QS25-R/LF20CB	25.0	25.0	120.3	25.5	25.0	40.0	G 1/8-28	4.5	0.47	C2I-F2N-0250-	
		.787	2.433	1.429			.984	.984	4.736	1.004	.984	1.574	G 1/8-28				
G	20 x 20	15.0	50.3	32.8	3	C2R-QS20-R/LG15CB	20.0	20.0	101.8	20.5	20.0	35.0	G 1/8-28	4.5	0.26	C2I-G2N-0300-	
		.591	1.980	1.291			.787	.787	4.007	.807	.787	1.377	G 1/8-28				
	25 x 25	15.0	58.3	32.8	3	C2R-QS25-R/LG15CB	25.0	25.0	116.8	25.5	25.0	40.0	G 1/8-28	4.5	0.47	C2I-G2N-0300-	
		.591	2.295	1.291			.984	.984	4.598	1.004	.984	1.574	G 1/8-28				
	25 x 25	20.0	63.3	37.8	3	C2R-QS25-R/LG20CB	25.0	25.0	121.8	25.5	25.0	40.0	G 1/8-28	4.5	0.48	C2I-G2N-0300-	
		.787	2.492	1.488			.984	.984	4.795	1.004	.984	1.574	G 1/8-28				

# CoroCut® 2 QS shank tool for parting and grooving

Screw clamp design

Precision coolant supply



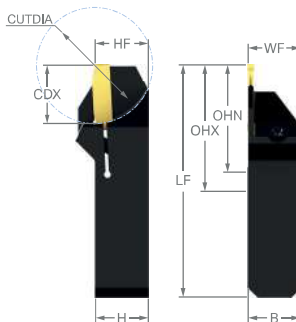
## Metric design

SSC	CZC <sub>MS</sub>	CDX	OHX	OHN	CNCS	Ordering code	Dimensions, mm, inch										MIID
							B	H	LF	WF	HF	OAH	CUTDIA	CNT	(NM)	(KG)	
E	20 x 20	20.0	53.8	36.3	3	C2R-QS20-R/LE20CD	20.0	20.0	105.3	20.5	20.0	35.0	40	G 1/8-28	4.5	0.27	C2I-E2N-0200-
							.787	.787	4.145	.807	.787	1.377	1.574	G 1/8-28			
F	20 x 20	20.0	53.8	36.3	3	C2R-QS20-R/LF20CD	20.0	20.0	105.3	20.5	20.0	35.0	40	G 1/8-28	4.5	0.27	C2I-F2N-0250-
							.787	.787	4.145	.807	.787	1.377	1.574	G 1/8-28			
G	20 x 20	20.0	55.3	37.8	3	C2R-QS20-R/LG20CD	20.0	20.0	106.8	20.5	20.0	35.0	40	G 1/8-28	4.5	0.28	C2I-G2N-0300-
							.787	.787	4.204	.807	.787	1.377	1.574	G 1/8-28			

ENG

# CoroCut® 2 QS shank tool for parting and grooving

Screw clamp design

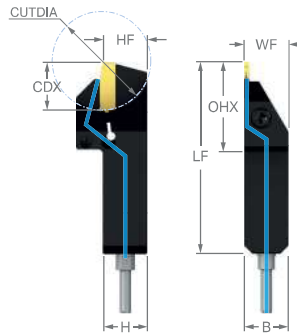


## Metric design

SSC	CZC <sub>MS</sub>	CDX	OHX	OHN	Ordering code	Dimensions, mm, inch								NM	KG	MIID
						B	H	LF	WF	HF	OAH	CUTDIA				
E	10 x 10	10.0	30.0	23.2	C2R-QS10-R/LE10DS	10.0	10.0	70.0	10.0	10.1	17.0	20	2.5	0.05	C2I-E2N-0200-	
			.394	1.181		.913	.394	.394	2.756	.394	.396	.671	.787			
			12 x 12	11.0		30.0	24.2	C2R-QS12-R/LE11DS	12.0	12.0	70.0	12.0	12.1	19.0		22
		.433	1.181	.953		.472	.472	2.756	.472	.474	.750	.866				
	16 x 16	11.0	30.0	24.2	C2R-QS16-R/LE11DS	16.0	16.0	70.0	16.0	16.1	21.0	22	2.5	0.12	C2I-E2N-0200-	
			.433	1.181		.953	.630	.630	2.756	.630	.632	.828	.866			
			16 x 16	17.0		30.0	30.2	C2R-QS16-R/LE17DS	16.0	16.0	70.0	16.0	16.1	21.0		34
		.669	1.181	1.189		.630	.630	2.756	.630	.632	.828	1.338				
F	10 x 10	10.0	30.0	23.2	C2R-QS10-R/LF10DS	10.0	10.0	70.0	10.0	10.1	17.0	20	2.5	0.05	C2I-F2N-0250-	
			.394	1.181		.913	.394	.394	2.756	.394	.396	.671	.787			
			12 x 12	15.0		30.0	28.2	C2R-QS12-R/LF15DS	12.0	12.0	70.0	12.0	12.1	19.0		30
		.591	1.181	1.110		.472	.472	2.756	.472	.474	.750	1.181				
	16 x 16	17.0	30.0	30.2	C2R-QS16-R/LF17DS	16.0	16.0	70.0	16.0	16.1	21.0	34	2.5	0.11	C2I-F2N-0250-	
			.669	1.181		1.189	.630	.630	2.756	.630	.632	.828	1.338			
			16 x 16	17.0		30.0	30.2	C2R-QS16-R/LG17DS	16.0	16.0	70.0	16.0	16.1	21.0		34
		.669	1.181	1.189		.630	.630	2.756	.630	.632	.828	1.338				

# CoroCut® 2 QS shank tool for parting and grooving

Screw clamp design



Inch design

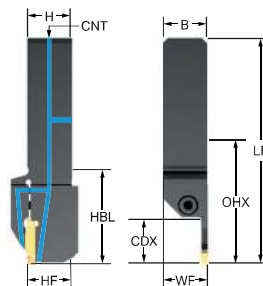
		Dimensions, mm, inch														
SSC	CZC <sub>MS</sub>	CDX	OHX	CNSC	Ordering code	B	H	LF	WF	HF	OAH	CUTDIA	NM	KG	MIID	
	E	1/2 x 1/2	11.0	29.6	1	C2R-QSA08-R/LE11AD	12.7	12.7	70.0	12.8	12.7	24.7	21	2.5	0.09	C2I-E2N-0200-
				.433	1.165			.500	.500	2.756	.506	.500	.972	.866		
	5/8 x 5/8	11.0	33.6	1	C2R-QSA10-R/LE11AD	15.9	15.9	70.0	16.0	15.9	25.8	21	2.5	0.13	C2I-E2N-0200-	
				.433	1.323			.625	.625	2.756	.631	.625	1.018	.866		
	5/8 x 5/8	17.0	33.6	1	C2R-QSA10-R/LE17AD	15.9	15.9	70.0	16.0	15.9	25.8	34	2.5	0.12	C2I-E2N-0200-	
				.669	1.323			.625	.625	2.756	.631	.625	1.018	1.339		
F	1/2 x 1/2	15.0	29.6	1	C2R-QSA08-R/LF15AD	12.7	12.7	70.0	12.8	12.7	24.7	29	2.5	0.08	C2I-F2N-0250-	
			.590	1.165			.500	.500	2.756	.506	.500	.972	1.181			
	5/8 x 5/8	17.0	33.6	1	C2R-QSA10-R/LF17AD	15.9	15.9	70.0	16.0	15.9	25.8	34	2.5	0.12	C2I-F2N-0250-	
		.669	1.323				.625	.625	2.756	.631	.625	1.018	1.339			
G	5/8 x 5/8	17.0	33.6	1	C2R-QSA10-R/LG17AD	15.9	15.9	70.0	16.0	15.9	25.8	34	2.5	0.12	C2I-G2N-0300-	
		.669	1.323				.625	.625	2.756	.631	.625	1.018	1.339			

ENG

# CoroCut® 2 QS shank tool for parting and grooving

Screw clamp design

Precision coolant supply



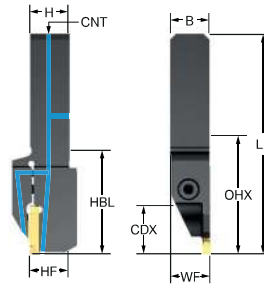
## Inch design

							Dimensions, mm, inch											
SSC	CZC <sub>MS</sub>	CDX	OHX	OHN	CNSC	Ordering code	B	H	LF	WF	HF	OAH	CNT	<span style="border: 1px solid black; border-radius: 50%; padding: 2px;">NM</span>	<span style="border: 1px solid black; border-radius: 50%; padding: 2px;">KG</span>	MIID		
	E	1 x 1	16.0	57.8	32.3	3	<b>C2R-QSA16-R/LE16CB</b>	25.4	25.4	116.3	25.9	25.4	40.4	G 1/8-28	4.5	0.48	C2I-E2N-0200-	
			<i>.630</i>	<i>2.275</i>	<i>1.271</i>			<i>1.000</i>	<i>1.000</i>	<i>4.578</i>	<i>1.020</i>	<i>1.000</i>	<i>1.590</i>	<i>G 1/8-28</i>				
	F	1 x 1	20.3	62.1	36.6	3	<b>C2R-QSA16-R/LF20CB</b>	25.4	25.4	120.6	25.9	25.4	40.4	G 1/8-28	4.5	0.48	C2I-F2N-0250-	
			<i>.800</i>	<i>2.445</i>	<i>1.441</i>			<i>1.000</i>	<i>1.000</i>	<i>4.748</i>	<i>1.020</i>	<i>1.000</i>	<i>1.590</i>	<i>G 1/8-28</i>				
	G	3/4 x 3/4	16.0	51.3	33.8	3	<b>C2R-QSA12-R/LG16CB</b>	19.1	19.1	102.8	19.6	19.1	34.0	G 1/8-28	4.5	0.23	C2I-G2N-0300-	
			<i>.630</i>	<i>2.019</i>	<i>1.330</i>			<i>.750</i>	<i>.750</i>	<i>4.047</i>	<i>.770</i>	<i>.750</i>	<i>1.340</i>	<i>G 1/8-28</i>				
	1 x 1	16.0	59.3	33.8	3	<b>C2R-QSA16-R/LG16CB</b>	25.4	25.4	117.8	25.9	25.4	40.4	G 1/8-28	4.5	0.49	C2I-G2N-0300-		
		<i>.630</i>	<i>2.334</i>	<i>1.330</i>			<i>1.000</i>	<i>1.000</i>	<i>4.637</i>	<i>1.020</i>	<i>1.000</i>	<i>1.590</i>	<i>G 1/8-28</i>					
	1 x 1	20.3	63.6	38.1	3	<b>C2R-QSA16-R/LG20CB</b>	25.4	25.4	122.1	25.9	25.4	40.4	G 1/8-28	4.5	0.49	C2I-G2N-0300-		
			<i>.800</i>	<i>2.504</i>	<i>1.500</i>			<i>1.000</i>	<i>1.000</i>	<i>4.807</i>	<i>1.020</i>	<i>1.000</i>	<i>1.590</i>	<i>G 1/8-28</i>				

# CoroCut® 2 QS shank tool for parting and grooving

Screw clamp design

Precision coolant supply



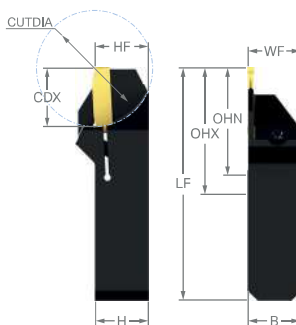
## Inch design

SSC	CZC <sub>MS</sub>	CDX	OHX	OHN	CNCS	Ordering code	Dimensions, mm, inch										MIID
							B	H	LF	WF	HF	OAH	CUTDIA	CNT	(NM)	(KG)	
E	3/4 x 3/4	20.3	54.1	36.6	3	C2R-QSA12-R/LE20CD	19.1	19.1	105.6	19.6	19.1	34.0	40	G 1/8-28	4.5	0.29	C2I-E2N-0200-
		.800	2.130	1.441			.750	.750	4.158	.770	.750	1.340	1.600	G 1/8-28			
F	3/4 x 3/4	20.3	54.1	36.6	3	C2R-QSA12-R/LF20CD	19.1	19.1	105.6	19.6	19.1	34.0	40	G 1/8-28	4.5	0.25	C2I-F2N-0250-
		.800	2.130	1.441			.750	.750	4.158	.770	.750	1.340	1.600	G 1/8-28			
G	3/4 x 3/4	20.3	55.6	38.1	3	C2R-QSA12-R/LG20CD	19.1	19.1	107.1	19.6	19.1	34.0	40	G 1/8-28	4.5	0.25	C2I-G2N-0300-
		.800	2.189	1.500			.750	.750	4.217	.770	.750	1.340	1.600	G 1/8-28			

ENG

# CoroCut® 2 QS shank tool for parting and grooving

Screw clamp design



## Inch design

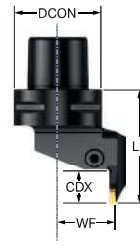

		Dimensions, mm, inch														
SSC	CZC <sub>MS</sub>	CDX	OHX	OHN	Ordering code	B	H	LF	WF	HF	OAH	CUTDIA	NM	KG	MIID	
E	3/8 x 3/8	10.0	30.0	23.2	C2R-QSA06-R/LE10DS	9.5	9.5	70.0	9.5	9.6	16.5	19	2.5	0.04	C2I-E2N-0200-	
		<i>.394</i>	<i>1.181</i>	<i>.913</i>		<i>.375</i>	<i>.375</i>	<i>2.756</i>	<i>.375</i>	<i>.377</i>	<i>.652</i>	<i>.787</i>				
	1/2 x 1/2	10.9	30.0	24.1	C2R-QSA08-R/LE11DS	12.7	12.7	70.0	12.7	12.8	19.7	21	2.5	0.08	C2I-E2N-0200-	
		<i>.430</i>	<i>1.181</i>	<i>.950</i>		<i>.500</i>	<i>.500</i>	<i>2.756</i>	<i>.500</i>	<i>.502</i>	<i>.777</i>	<i>.860</i>				
	5/8 x 5/8	10.9	30.0	24.1	C2R-QSA10-R/LE11DS	15.9	15.9	70.0	15.9	15.9	20.9	21	2.5	0.12	C2I-E2N-0200-	
<i>.430</i>		<i>1.181</i>	<i>.950</i>		<i>.625</i>	<i>.625</i>	<i>2.756</i>	<i>.625</i>	<i>.627</i>	<i>.823</i>	<i>.860</i>					
5/8 x 5/8	17.0	30.0	30.2	C2R-QSA10-R/LE17DS	15.9	15.9	70.0	15.9	15.9	20.9	34	2.5	0.11	C2I-E2N-0200-		
	<i>.669</i>	<i>1.181</i>	<i>1.189</i>		<i>.625</i>	<i>.625</i>	<i>2.756</i>	<i>.625</i>	<i>.627</i>	<i>.823</i>	<i>1.339</i>					
F	3/8 x 3/8	9.9	30.0	23.1	C2R-QSA06-RF10DS	9.5	9.5	70.0	9.5	9.6	16.5	19	2.5	0.04	C2I-F2N-0250-	
		<i>.390</i>	<i>1.181</i>	<i>.910</i>		<i>.375</i>	<i>.375</i>	<i>2.756</i>	<i>.375</i>	<i>.377</i>	<i>.652</i>	<i>.780</i>				
	1/2 x 1/2	15.0	30.0	28.2	C2R-QSA08-R/LF15DS	12.7	12.7	70.0	12.7	12.8	19.7	29	2.5	0.07	C2I-F2N-0250-	
		<i>.590</i>	<i>1.181</i>	<i>1.110</i>		<i>.500</i>	<i>.500</i>	<i>2.756</i>	<i>.500</i>	<i>.502</i>	<i>.777</i>	<i>1.180</i>				
G	5/8 x 5/8	17.0	30.0	30.2	C2R-QSA10-R/LG17DS	15.9	15.9	70.0	15.9	15.9	20.9	34	2.5	0.11	C2I-G2N-0300-	
		<i>.670</i>	<i>1.181</i>	<i>1.190</i>		<i>.625</i>	<i>.625</i>	<i>2.756</i>	<i>.625</i>	<i>.627</i>	<i>.823</i>	<i>1.340</i>				



# CoroCut® 2 cutting unit for face grooving

Screw clamp design

Precision coolant supply




	SSC	CZC <sub>MS</sub>	CDX	DAXIN	DAXX	CNSC	Ordering code	Dimensions, mm, inch				NM	KG	MIID
								DCON <sub>MS</sub>	LF	WF	OAH			
	G	C4	15.0	42.0	60.0	3	<b>C2A-CC4-RFG15B-042CB</b>	40	60.0	27.0	41.0	4.5	0.43	C2I-G2N-0300-
			.591	1.654	2.362			1.575	2.362	1.063	1.614			
		C4	15.0	54.0	75.0	3	<b>C2A-CC4-RFG15B-054CB</b>	40	60.0	27.0	41.0	4.5	0.43	C2I-G2N-0300-
			.591	2.126	2.953			1.575	2.362	1.063	1.614			
		C4	15.0	67.0	100.0	3	<b>C2A-CC4-RFG15B-067CB</b>	40	60.0	27.0	41.0	4.5	0.43	C2I-G2N-0300-
			.591	2.638	3.937			1.575	2.362	1.063	1.614			
	C4	15.0	90.0	160.0	3	<b>C2A-CC4-RFG15B-090CB</b>	40	60.0	27.0	41.0	4.5	0.43	C2I-G2N-0300-	
		.591	3.543	6.299			1.575	2.362	1.063	1.614				

ENG

# CoroCut® 2 cutting unit for face grooving

Screw clamp design

Precision coolant supply

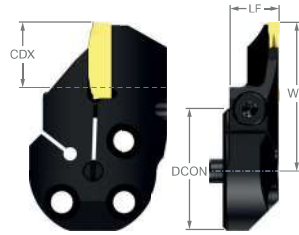
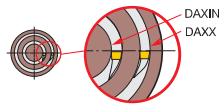


							Ordering code	Dimensions, mm, inch							MIID
	SSC	CZC <sub>MS</sub>	CDX	DAXIN	DAXX	CNSC		DCON <sub>MS</sub>	LF	WF	OAH	NM	KG		
	G	C4	15.0	42.0	60.0	3	C2A-CC4-LFG15B-042CB	40	60.0	27.0	41.0	4.5	0.43	C2I-G2N-0300-	
			.591	1.654	2.362			1.575	2.362	1.063	1.614				
		C4	15.0	54.0	75.0	3	C2A-CC4-LFG15B-054CB	40	60.0	27.0	41.0	4.5	0.43	C2I-G2N-0300-	
				.591	2.126	2.953			1.575	2.362	1.063	1.614			
		C4	15.0	67.0	100.0	3	C2A-CC4-LFG15B-067CB	40	60.0	27.0	41.0	4.5	0.43	C2I-G2N-0300-	
			.591	2.638	3.937			1.575	2.362	1.063	1.614				
	C4	15.0	90.0	160.0	3	C2A-CC4-LFG15B-090CB	40	60.0	27.0	41.0	4.5	0.43	C2I-G2N-0300-		
			.591	3.543	6.299			1.575	2.362	1.063	1.614				

# CoroCut® 2 cutting head for face grooving

Screw clamp design

Precision coolant supply



## Metric version

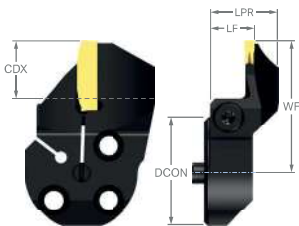
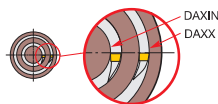
SSC	CZC <sub>MS</sub>	CDX	DAXIN	DAXX	OHX	CNCS	Ordering code	Dimensions, mm						MIID
								DCON <sub>MS</sub>	LF	WF	BAR	NM	KG	
F	32	12.0	40.0	56.0	14.0	1	C2A-SL32-RGF12A-040GB	32	14.0	34.4	150	2.0	0.07	C2I-F2N-0250-
	32	12.0	54.0	70.0	14.0	1	C2A-SL32-RGF12A-054GB	32	14.0	34.4	150	2.0	0.07	C2I-F2N-0250-
	32	15.0	68.0	98.0	14.0	1	C2A-SL32-RGF15A-068GB	32	14.0	37.4	150	2.0	0.08	C2I-F2N-0250-
	32	15.0	90.0	140.0	14.0	1	C2A-SL32-RGF15A-090GB	32	14.0	37.4	150	2.0	0.08	C2I-F2N-0250-
	32	15.0	130.0	300.0	14.0	1	C2A-SL32-RGF15A-130GB	32	14.0	37.4	150	2.0	0.08	C2I-F2N-0250-
G	32	12.0	34.0	44.0	14.0	1	C2A-SL32-RGG12A-034GB	32	14.0	35.1	150	2.5	0.06	C2I-G2N-0300-
	32	15.0	42.0	60.0	14.0	1	C2A-SL32-RGG15A-042GB	32	14.0	38.1	150	3.0	0.07	C2I-G2N-0300-
	32	15.0	54.0	75.0	14.0	1	C2A-SL32-RGG15A-054GB	32	14.0	38.1	150	3.0	0.07	C2I-G2N-0300-
	32	18.0	67.0	100.0	14.0	1	C2A-SL32-RGG18A-067GB	32	14.0	41.1	150	3.0	0.08	C2I-G2N-0300-
	32	18.0	90.0	160.0	14.0	1	C2A-SL32-RGG18A-090GB	32	14.0	41.1	150	3.0	0.08	C2I-G2N-0300-
	32	18.0	130.0	300.0	14.0	1	C2A-SL32-RGG18A-130GB	32	14.0	41.1	150	3.0	0.08	C2I-G2N-0300-
	32	18.0	300.0	1000.0	14.0	1	C2A-SL32-RGG18A-300GB	32	14.0	41.1	150	3.0	0.08	C2I-G2N-0300-

ENG

# CoroCut® 2 cutting head for face grooving

Screw clamp design

Precision coolant supply



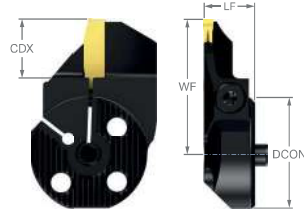
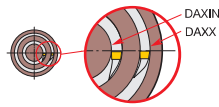
## Metric version

SSC	CZC <sub>MS</sub>	CDX	DAXIN	DAXX	OHX	CNSC	Ordering code	Dimensions, mm					MIID	
								DCON <sub>MS</sub>	LF	WF	BAR	NM		KG
F	32	12.0	40.0	56.0	14.0	1	C2A-SL32-RGF12B-040GB	32	14.0	34.4	150	2.0	0.09	C2I-F2N-0250-
	32	12.0	54.0	70.0	14.0	1	C2A-SL32-RGF12B-054GB	32	14.0	34.4	150	2.0	0.09	C2I-F2N-0250-
	32	15.0	68.0	98.0	14.0	1	C2A-SL32-RGF15B-068GB	32	14.0	37.4	150	2.0	0.09	C2I-F2N-0250-
	32	15.0	90.0	140.0	14.0	1	C2A-SL32-RGF15B-090GB	32	14.0	37.4	150	2.0	0.09	C2I-F2N-0250-
	32	15.0	130.0	300.0	14.0	1	C2A-SL32-RGF15B-130GB	32	14.0	37.4	150	2.0	0.08	C2I-F2N-0250-
G	32	12.0	34.0	44.0	14.0	1	C2A-SL32-RGG12B-034GB	32	14.0	35.1	150	2.5	0.09	C2I-G2N-0300-
	32	15.0	42.0	60.0	14.0	1	C2A-SL32-RGG15B-042GB	32	14.0	38.1	150	3.0	0.09	C2I-G2N-0300-
	32	15.0	54.0	75.0	14.0	1	C2A-SL32-RGG15B-054GB	32	14.0	38.1	150	3.0	0.09	C2I-G2N-0300-
	32	18.0	67.0	100.0	14.0	1	C2A-SL32-RGG18B-067GB	32	14.0	41.1	150	3.0	0.09	C2I-G2N-0300-
	32	18.0	90.0	160.0	14.0	1	C2A-SL32-RGG18B-090GB	32	14.0	41.1	150	3.0	0.09	C2I-G2N-0300-
	32	18.0	130.0	300.0	14.0	1	C2A-SL32-RGG18B-130GB	32	14.0	41.1	150	3.0	0.09	C2I-G2N-0300-
	32	18.0	300.0	1000.0	14.0	1	C2A-SL32-RGG18B-300GB	32	14.0	41.1	150	3.0	0.09	C2I-G2N-0300-

# CoroCut® 2 cutting head for face grooving

Screw clamp design

Precision coolant supply




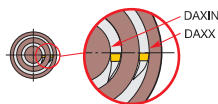
## Metric version

								Dimensions, mm						MID	
	SSC	CZC <sub>MS</sub>	CDX	DAXIN	DAXX	OHX	CNSC	Ordering code	DCON <sub>MS</sub>	LF	WF	BAR	NM		KG
	F	32	12.0	40.0	56.0	14.0	1	C2A-SL32-LGF12A-040GB	32	14.0	34.4	150	2.0	0.07	C2I-F2N-0250-
		32	12.0	54.0	70.0	14.0	1	C2A-SL32-LGF12A-054GB	32	14.0	34.4	150	2.0	0.07	C2I-F2N-0250-
		32	15.0	68.0	98.0	14.0	1	C2A-SL32-LGF15A-068GB	32	14.0	37.4	150	2.0	0.08	C2I-F2N-0250-
		32	15.0	90.0	140.0	14.0	1	C2A-SL32-LGF15A-090GB	32	14.0	37.4	150	2.0	0.08	C2I-F2N-0250-
		32	15.0	130.0	300.0	14.0	1	C2A-SL32-LGF15A-130GB	32	14.0	37.4	150	2.0	0.08	C2I-F2N-0250-
	G	32	12.0	34.0	44.0	14.0	1	C2A-SL32-LGG12A-034GB	32	14.0	35.1	150	2.5	0.06	C2I-G2N-0300-
		32	15.0	42.0	60.0	14.0	1	C2A-SL32-LGG15A-042GB	32	14.0	38.1	150	3.0	0.07	C2I-G2N-0300-
		32	15.0	54.0	75.0	14.0	1	C2A-SL32-LGG15A-054GB	32	14.0	38.1	150	3.0	0.07	C2I-G2N-0300-
		32	18.0	67.0	100.0	14.0	1	C2A-SL32-LGG18A-067GB	32	14.0	41.1	150	3.0	0.08	C2I-G2N-0300-
		32	18.0	90.0	160.0	14.0	1	C2A-SL32-LGG18A-090GB	32	14.0	41.1	150	3.0	0.08	C2I-G2N-0300-
	32	18.0	130.0	300.0	14.0	1	C2A-SL32-LGG18A-130GB	32	14.0	41.1	150	3.0	0.08	C2I-G2N-0300-	
	32	18.0	300.0	1000.0	14.0	1	C2A-SL32-LGG18A-300GB	32	14.0	41.1	150	3.0	0.08	C2I-G2N-0300-	

# CoroCut® 2 cutting head for face grooving

Screw clamp design

Precision coolant supply

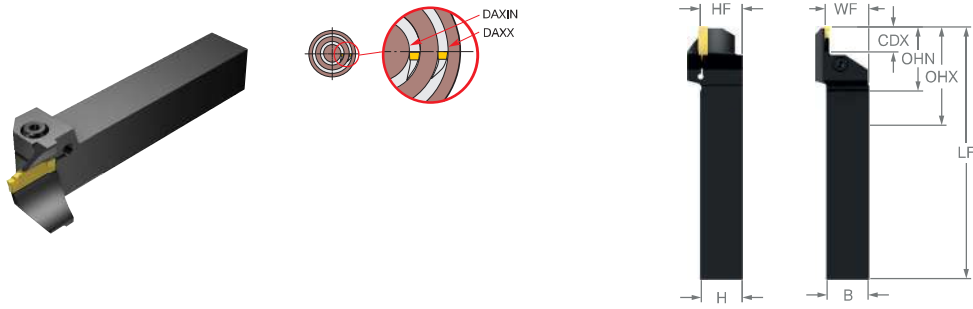


## Metric version

								Dimensions, mm						MIID	
	SSC	CZC <sub>MS</sub>	CDX	DAXIN	DAXX	OHX	CNSC	Ordering code	DCON <sub>MS</sub>	LF	WF	BAR	NM		KG
	F	32	12.0	40.0	56.0	14.0	1	C2A-SL32-LGF12B-040GB	32	14.0	34.4	150	2.0	0.09	C2I-F2N-0250-
		32	12.0	54.0	70.0	14.0	1	C2A-SL32-LGF12B-054GB	32	14.0	34.4	150	2.0	0.09	C2I-F2N-0250-
		32	15.0	68.0	98.0	14.0	1	C2A-SL32-LGF15B-068GB	32	14.0	37.4	150	2.0	0.09	C2I-F2N-0250-
		32	15.0	90.0	140.0	14.0	1	C2A-SL32-LGF15B-090GB	32	14.0	37.4	150	2.0	0.09	C2I-F2N-0250-
		32	15.0	130.0	300.0	14.0	1	C2A-SL32-LGF15B-130GB	32	14.0	37.4	150	2.0	0.08	C2I-F2N-0250-
	G	32	12.0	34.0	44.0	14.0	1	C2A-SL32-LGG12B-034GB	32	14.0	35.1	150	2.5	0.09	C2I-G2N-0300-
		32	15.0	42.0	60.0	14.0	1	C2A-SL32-LGG15B-042GB	32	14.0	38.1	150	3.0	0.09	C2I-G2N-0300-
		32	15.0	54.0	75.0	14.0	1	C2A-SL32-LGG15B-054GB	32	14.0	38.1	150	3.0	0.09	C2I-G2N-0300-
		32	18.0	67.0	100.0	14.0	1	C2A-SL32-LGG18B-067GB	32	14.0	41.1	150	3.0	0.09	C2I-G2N-0300-
		32	18.0	90.0	160.0	14.0	1	C2A-SL32-LGG18B-090GB	32	14.0	41.1	150	3.0	0.09	C2I-G2N-0300-
		32	18.0	130.0	300.0	14.0	1	C2A-SL32-LGG18B-130GB	32	14.0	41.1	150	3.0	0.09	C2I-G2N-0300-
		32	18.0	300.0	1000.0	14.0	1	C2A-SL32-LGG18B-300GB	32	14.0	41.1	150	3.0	0.09	C2I-G2N-0300-

# CoroCut® 2 shank tool for face grooving

Screw clamp design

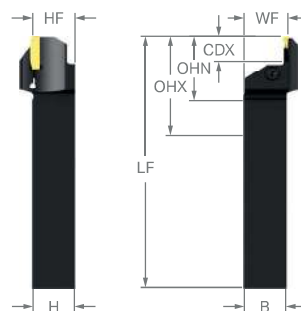



Metric version

								Ordering code	Dimensions, mm							MIID
	SSC	CZC <sub>MS</sub>	CDX	DAXIN	DAXX	OHX	OHN		B	H	LF	WF	BAR	NM	KG	
	G	20 x 20	15.0	34.0	44.0	55.4	35.4	C2A-RS20-RFG15B-034DB	20.0	20.0	125.0	21.0	150	4.5	0.35	C2I-G2N-0300-
		20 x 20	15.0	42.0	60.0	55.4	35.4	C2A-RS20-RFG15B-042DB	20.0	20.0	125.0	21.0	150	4.5	0.35	C2I-G2N-0300-
		20 x 20	15.0	54.0	75.0	55.4	35.4	C2A-RS20-RFG15B-054DB	20.0	20.0	125.0	21.0	150	4.5	0.35	C2I-G2N-0300-
		20 x 20	15.0	67.0	100.0	55.4	35.4	C2A-RS20-RFG15B-067DB	20.0	20.0	125.0	21.0	150	4.5	0.35	C2I-G2N-0300-
		20 x 20	15.0	90.0	160.0	55.4	35.4	C2A-RS20-RFG15B-090DB	20.0	20.0	125.0	21.0	150	4.5	0.34	C2I-G2N-0300-
		20 x 20	15.0	130.0	300.0	55.4	35.4	C2A-RS20-RFG15B-130DB	20.0	20.0	125.0	21.0	150	4.5	0.34	C2I-G2N-0300-
		25 x 25	15.0	34.0	44.0	60.4	35.4	C2A-RS25-RFG15B-034DB	25.0	25.0	150.0	26.0	150	4.5	0.67	C2I-G2N-0300-
		25 x 25	15.0	42.0	60.0	60.4	35.4	C2A-RS25-RFG15B-042DB	25.0	25.0	150.0	26.0	150	4.5	0.71	C2I-G2N-0300-
		25 x 25	15.0	54.0	75.0	60.4	35.4	C2A-RS25-RFG15B-054DB	25.0	25.0	150.0	26.0	150	4.5	0.66	C2I-G2N-0300-
		25 x 25	15.0	67.0	100.0	60.4	35.4	C2A-RS25-RFG15B-067DB	25.0	25.0	150.0	26.0	150	4.5	0.65	C2I-G2N-0300-
		25 x 25	15.0	90.0	160.0	60.4	35.4	C2A-RS25-RFG15B-090DB	25.0	25.0	150.0	26.0	150	4.5	0.65	C2I-G2N-0300-
		25 x 25	15.0	130.0	300.0	60.4	35.4	C2A-RS25-RFG15B-130DB	25.0	25.0	150.0	26.0	150	4.5	0.65	C2I-G2N-0300-

# CoroCut® 2 shank tool for face grooving

Screw clamp design



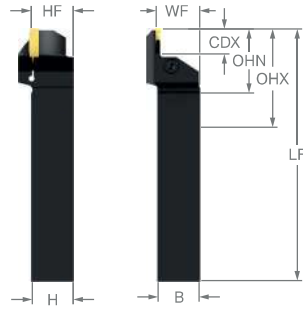
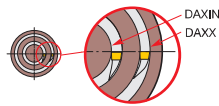
## Metric version

								Dimensions, mm							MID	
	SSC	CZC <sub>MS</sub>	CDX	DAXIN	DAXX	OHX	OHN	Ordering code	B	H	LF	WF	BAR	NM		KG
	G	20 x 20	15.0	34.0	44.0	55.4	35.4	C2A-RS20-LFG15B-034DB	20.0	20.0	125.0	21.0	150	4.5	0.35	C2I-G2N-0300-
		20 x 20	15.0	42.0	60.0	55.4	35.4	C2A-RS20-LFG15B-042DB	20.0	20.0	125.0	21.0	150	4.5	0.35	C2I-G2N-0300-
		20 x 20	15.0	54.0	75.0	55.4	35.4	C2A-RS20-LFG15B-054DB	20.0	20.0	125.0	21.0	150	4.5	0.39	C2I-G2N-0300-
		20 x 20	15.0	67.0	100.0	55.4	35.4	C2A-RS20-LFG15B-067DB	20.0	20.0	125.0	21.0	150	4.5	0.35	C2I-G2N-0300-
		20 x 20	15.0	90.0	160.0	55.4	35.4	C2A-RS20-LFG15B-090DB	20.0	20.0	125.0	21.0	150	4.5	0.34	C2I-G2N-0300-
		20 x 20	15.0	130.0	300.0	55.4	35.4	C2A-RS20-LFG15B-130DB	20.0	20.0	125.0	21.0	150	4.5	0.34	C2I-G2N-0300-
		25 x 25	15.0	34.0	44.0	60.4	35.4	C2A-RS25-LFG15B-034DB	25.0	25.0	150.0	26.0	150	4.5	0.67	C2I-G2N-0300-
		25 x 25	15.0	42.0	60.0	60.4	35.4	C2A-RS25-LFG15B-042DB	25.0	25.0	150.0	26.0	150	4.5	0.71	C2I-G2N-0300-
		25 x 25	15.0	54.0	75.0	60.4	35.4	C2A-RS25-LFG15B-054DB	25.0	25.0	150.0	26.0	150	4.5	0.66	C2I-G2N-0300-
		25 x 25	15.0	67.0	100.0	60.4	35.4	C2A-RS25-LFG15B-067DB	25.0	25.0	150.0	26.0	150	4.5	0.65	C2I-G2N-0300-
		25 x 25	15.0	90.0	160.0	60.4	35.4	C2A-RS25-LFG15B-090DB	25.0	25.0	150.0	26.0	150	4.5	0.69	C2I-G2N-0300-
		25 x 25	15.0	130.0	300.0	60.4	35.4	C2A-RS25-LFG15B-130DB	25.0	25.0	150.0	26.0	150	4.5	0.65	C2I-G2N-0300-



# CoroCut® 2 shank tool for face grooving

Screw clamp design



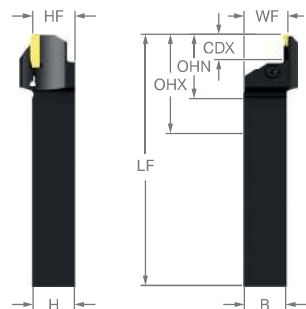

Inch version

								Ordering code	Dimensions, inch							MID	
	SSC	CZC <sub>MS</sub>	CDX	DAXIN	DAXX	OHX	OHN		B	H	LF	WF	HF	PSI	FT <sup>3</sup> /LBS		LBS
	G	3/4 x 3/4	.590	1.339	1.732	2.143	1.393	C2A-RSA12-RFG15B-034DB	.750	.750	5.000	.827	.750	2175	3.3	.723	C2I-G2N-0300-
		3/4 x 3/4	.590	1.654	2.362	2.143	1.393	C2A-RSA12-RFG15B-042DB	.750	.750	5.000	.827	.750	2175	3.3	.714	C2I-G2N-0300-
		3/4 x 3/4	.590	2.126	2.953	2.143	1.393	C2A-RSA12-RFG15B-054DB	.750	.750	5.000	.827	.750	2175	3.3	.712	C2I-G2N-0300-
		3/4 x 3/4	.590	2.638	3.937	2.143	1.393	C2A-RSA12-RFG15B-067DB	.750	.750	5.000	.827	.750	2175	3.3	.710	C2I-G2N-0300-
		3/4 x 3/4	.590	3.543	6.299	2.143	1.393	C2A-RSA12-RFG15B-090DB	.750	.750	5.000	.827	.750	2175	3.3	.705	C2I-G2N-0300-
		3/4 x 3/4	.590	5.118	11.811	2.143	1.393	C2A-RSA12-RFG15B-130DB	.750	.750	5.000	.827	.750	2175	3.3	.703	C2I-G2N-0300-
		1 x 1	.590	1.339	1.732	2.393	1.393	C2A-RSA16-RFG15B-034DB	1.000	1.000	6.000	1.039	1.000	2175	3.3	1.541	C2I-G2N-0300-
		1 x 1	.590	1.654	2.362	2.393	1.393	C2A-RSA16-RFG15B-042DB	1.000	1.000	6.000	1.039	1.000	2175	3.3	1.521	C2I-G2N-0300-
		1 x 1	.590	2.126	2.953	2.393	1.393	C2A-RSA16-RFG15B-054DB	1.000	1.000	6.000	1.039	1.000	2175	3.3	1.521	C2I-G2N-0300-
		1 x 1	.590	2.638	3.937	2.393	1.393	C2A-RSA16-RFG15B-067DB	1.000	1.000	6.000	1.039	1.000	2175	3.3	1.515	C2I-G2N-0300-
		1 x 1	.590	3.543	6.299	2.393	1.393	C2A-RSA16-RFG15B-090DB	1.000	1.000	6.000	1.039	1.000	2175	3.3	1.508	C2I-G2N-0300-
		1 x 1	.590	5.118	11.811	2.393	1.393	C2A-RSA16-RFG15B-130DB	1.000	1.000	6.000	1.039	1.000	2175	3.3	1.504	C2I-G2N-0300-

ENG

# CoroCut® 2 shank tool for face grooving

Screw clamp design




Inch version

SSC	CZC <sub>MS</sub>	CDX	DAXIN	DAXX	OHX	OHN	Ordering code	Dimensions, inch							MIID		
								B	H	LF	WF	HF	PSI	FT/LBS		LBS	
	G	3/4 x 3/4	.590	1.339	1.732	2.143	1.393	C2A-RSA12-LFG15B-034DB	.750	.750	5.000	.827	.750	2175	3.3	.723	C2I-G2N-0300-
		3/4 x 3/4	.590	1.654	2.362	2.143	1.393	C2A-RSA12-LFG15B-042DB	.750	.750	5.000	.827	.750	2175	3.3	.714	C2I-G2N-0300-
		3/4 x 3/4	.590	2.126	2.953	2.143	1.393	C2A-RSA12-LFG15B-054DB	.750	.750	5.000	.827	.750	2175	3.3	.712	C2I-G2N-0300-
		3/4 x 3/4	.590	2.638	3.937	2.143	1.393	C2A-RSA12-LFG15B-067DB	.750	.750	5.000	.827	.750	2175	3.3	.710	C2I-G2N-0300-
		3/4 x 3/4	.590	3.543	6.299	2.143	1.393	C2A-RSA12-LFG15B-090DB	.750	.750	5.000	.827	.750	2175	3.3	.705	C2I-G2N-0300-
		3/4 x 3/4	.590	5.118	11.811	2.143	1.393	C2A-RSA12-LFG15B-130DB	.750	.750	5.000	.827	.750	2175	3.3	.703	C2I-G2N-0300-
		1 x 1	.590	1.339	1.732	2.393	1.393	C2A-RSA16-LFG15B-034DB	1.000	1.000	6.000	1.039	1.000	2175	3.3	1.541	C2I-G2N-0300-
		1 x 1	.590	1.654	2.362	2.393	1.393	C2A-RSA16-LFG15B-042DB	1.000	1.000	6.000	1.039	1.000	2175	3.3	1.521	C2I-G2N-0300-
		1 x 1	.590	2.126	2.953	2.393	1.393	C2A-RSA16-LFG15B-054DB	1.000	1.000	6.000	1.039	1.000	2175	3.3	1.521	C2I-G2N-0300-
		1 x 1	.590	2.638	3.937	2.393	1.393	C2A-RSA16-LFG15B-067DB	1.000	1.000	6.000	1.039	1.000	2175	3.3	1.515	C2I-G2N-0300-
		1 x 1	.590	3.543	6.299	2.393	1.393	C2A-RSA16-LFG15B-090DB	1.000	1.000	6.000	1.039	1.000	2175	3.3	1.508	C2I-G2N-0300-
		1 x 1	.590	5.118	11.811	2.393	1.393	C2A-RSA16-LFG15B-130DB	1.000	1.000	6.000	1.039	1.000	2175	3.3	1.504	C2I-G2N-0300-

# CoroCut® 2 QS shank tool for face grooving

Screw clamp design

Precision coolant supply



## Metric version


								Ordering code	Dimensions, mm							MIID		
	SSC	CZC <sub>MS</sub>	CDX	DAXIN	DAXX	OHX	CNSC		B	H	HBL	LF	WF	CNT	BAR		NM	KG
	G	20 x 20	15.0	34.0	44.0	50.3	3	C2A-QS20-RFG15B-034CB	20.0	20.0	32.8	101.8	20.5	G 1/8-28	150	4.5	0.27	C2I-G2N-0300-
		20 x 20	15.0	38.0	48.0	50.3	3	C2A-QS20-RFG15B-038CB	20.0	20.0	32.8	101.8	20.5	G 1/8-28	150	4.5	0.27	C2I-G2N-0300-
		20 x 20	15.0	42.0	60.0	50.3	3	C2A-QS20-RFG15B-042CB	20.0	20.0	32.8	101.8	20.5	G 1/8-28	150	4.5	0.27	C2I-G2N-0300-
		20 x 20	15.0	54.0	75.0	50.3	3	C2A-QS20-RFG15B-054CB	20.0	20.0	32.8	101.8	20.5	G 1/8-28	150	4.5	0.26	C2I-G2N-0300-
		20 x 20	15.0	67.0	100.0	50.3	3	C2A-QS20-RFG15B-067CB	20.0	20.0	32.8	101.8	20.5	G 1/8-28	150	4.5	0.26	C2I-G2N-0300-
		20 x 20	15.0	90.0	160.0	50.3	3	C2A-QS20-RFG15B-090CB	20.0	20.0	32.8	101.8	20.5	G 1/8-28	150	4.5	0.26	C2I-G2N-0300-
		20 x 20	15.0	130.0	160.0	50.3	3	C2A-QS20-RFG15B-130CB	20.0	20.0	32.8	101.8	20.5	G 1/8-28	150	4.5	0.26	C2I-G2N-0300-
		25 x 25	15.0	42.0	60.0	58.3	3	C2A-QS25-RFG15B-042CB	25.0	25.0	32.8	116.8	25.5	G 1/8-28	150	4.5	0.48	C2I-G2N-0300-
		25 x 25	15.0	54.0	75.0	58.3	3	C2A-QS25-RFG15B-054CB	25.0	25.0	32.8	116.8	25.5	G 1/8-28	150	4.5	0.48	C2I-G2N-0300-
		25 x 25	15.0	67.0	100.0	58.3	3	C2A-QS25-RFG15B-067CB	25.0	25.0	32.8	116.8	25.5	G 1/8-28	150	4.5	0.48	C2I-G2N-0300-
		25 x 25	15.0	90.0	160.0	58.3	3	C2A-QS25-RFG15B-090CB	25.0	25.0	32.8	116.8	25.5	G 1/8-28	150	4.5	0.48	C2I-G2N-0300-
		25 x 25	15.0	130.0	160.0	58.3	3	C2A-QS25-RFG15B-130CB	25.0	25.0	32.8	116.8	25.5	G 1/8-28	150	4.5	0.48	C2I-G2N-0300-

ENG

# CoroCut® 2 QS shank tool for face grooving

Screw clamp design

Precision coolant supply




## Metric version

SSC	CZC <sub>MS</sub>	CDX	DAXIN	DAXX	OHX	CNSC	Ordering code	Dimensions, mm						BAR	NM	KG	MIID	
								B	H	HBL	LF	WF	CNT					
	G	20 x 20	15.0	34.0	44.0	50.3	3	C2A-QS20-LFG15B-034CB	20.0	20.0	32.8	101.8	20.5	G 1/8-28	150	4.5	0.27	C2I-G2N-0300-
		20 x 20	15.0	38.0	48.0	50.3	3	C2A-QS20-LFG15B-038CB	20.0	20.0	32.8	101.8	20.5	G 1/8-28	150	4.5	0.27	C2I-G2N-0300-
		20 x 20	15.0	42.0	60.0	50.3	3	C2A-QS20-LFG15B-042CB	20.0	20.0	32.8	101.8	20.5	G 1/8-28	150	4.5	0.27	C2I-G2N-0300-
		20 x 20	15.0	54.0	75.0	50.3	3	C2A-QS20-LFG15B-054CB	20.0	20.0	32.8	101.8	20.5	G 1/8-28	150	4.5	0.26	C2I-G2N-0300-
		20 x 20	15.0	67.0	100.0	50.3	3	C2A-QS20-LFG15B-067CB	20.0	20.0	32.8	101.8	20.5	G 1/8-28	150	4.5	0.26	C2I-G2N-0300-
		20 x 20	15.0	90.0	160.0	50.3	3	C2A-QS20-LFG15B-090CB	20.0	20.0	32.8	101.8	20.5	G 1/8-28	150	4.5	0.26	C2I-G2N-0300-
		20 x 20	15.0	130.0	160.0	50.3	3	C2A-QS20-LFG15B-130CB	20.0	20.0	32.8	101.8	20.5	G 1/8-28	150	4.5	0.26	C2I-G2N-0300-
		25 x 25	15.0	42.0	60.0	58.3	3	C2A-QS25-LFG15B-042CB	25.0	25.0	32.8	116.8	25.5	G 1/8-28	150	4.5	0.48	C2I-G2N-0300-
		25 x 25	15.0	54.0	75.0	58.3	3	C2A-QS25-LFG15B-054CB	25.0	25.0	32.8	116.8	25.5	G 1/8-28	150	4.5	0.48	C2I-G2N-0300-
		25 x 25	15.0	67.0	100.0	58.3	3	C2A-QS25-LFG15B-067CB	25.0	25.0	32.8	116.8	25.5	G 1/8-28	150	4.5	0.48	C2I-G2N-0300-
		25 x 25	15.0	90.0	160.0	58.3	3	C2A-QS25-LFG15B-090CB	25.0	25.0	32.8	116.8	25.5	G 1/8-28	150	4.5	0.48	C2I-G2N-0300-
		25 x 25	15.0	130.0	160.0	58.3	3	C2A-QS25-LFG15B-130CB	25.0	25.0	32.8	116.8	25.5	G 1/8-28	150	4.5	0.48	C2I-G2N-0300-

# CoroCut® 2 QS shank tool for face grooving

Screw clamp design

Precision coolant supply



## Inch version


								Dimensions, inch										MIID	
	SSC	CZC <sub>MS</sub>	CDX	DAXIN	DAXX	OHX	CNSC	Ordering code	B	H	HBL	LF	WF	HF	CNT	PSI	FT/ LBS		LBS
	G	3/4 x 3/4	.590	1.339	1.732	1.979	3	C2A-QSA12-RFG15B-034CB	.750	.750	1.290	4.007	.770	.750	G 1/8-28	2175	3.3	.545	C2I-G2N-0300-
		3/4 x 3/4	.590	1.654	2.362	1.979	3	C2A-QSA12-RFG15B-042CB	.750	.750	1.290	4.007	.770	.750	G 1/8-28	2175	3.3	.527	C2I-G2N-0300-
		1 x 1	.590	1.654	2.362	2.294	3	C2A-QSA16-RFG15B-042CB	1.000	1.000	1.290	4.597	1.020	1.000	G 1/8-28	2175	3.3	1.102	C2I-G2N-0300-
		1 x 1	.590	3.543	6.299	2.294	3	C2A-QSA16-RFG15B-090CB	1.000	1.000	1.290	4.597	1.020	1.000	G 1/8-28	2175	3.3	1.082	C2I-G2N-0300-
		1 x 1	.590	5.118	6.299	2.294	3	C2A-QSA16-RFG15B-130CB	1.000	1.000	1.290	4.597	1.020	1.000	G 1/8-28	2175	3.3	1.093	C2I-G2N-0300-

ENG

# CoroCut® 2 QS shank tool for face grooving

Screw clamp design

Precision coolant supply

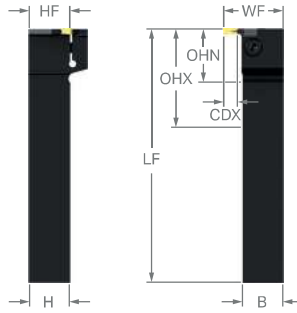


## Inch version

								Dimensions, inch											
SSC	CZC <sub>MS</sub>	CDX	DAXIN	DAXX	OHX	CNSC	Ordering code	B	H	HBL	LF	WF	HF	CNT	PSI	FT/LBS	LBS	MIID	
	G	3/4 x 3/4	.590	1.339	1.732	1.979	3	C2A-QSA12-LFG15B-034CB	.750	.750	1.290	4.007	.770	.750	G 1/8-28	2175	3.3	.545	C2I-G2N-0300-
		3/4 x 3/4	.590	1.654	2.362	1.979	3	C2A-QSA12-LFG15B-042CB	.750	.750	1.290	4.007	.770	.750	G 1/8-28	2175	3.3	.527	C2I-G2N-0300-
		1 x 1	.590	1.654	2.362	2.294	3	C2A-QSA16-LFG15B-042CB	1.000	1.000	1.290	4.597	1.020	1.000	G 1/8-28	2175	3.3	1.102	C2I-G2N-0300-
		1 x 1	.590	2.638	3.937	2.294	3	C2A-QSA16-LFG15B-067CB	1.000	1.000	1.290	4.597	1.020	1.000	G 1/8-28	2175	3.3	1.091	C2I-G2N-0300-
		1 x 1	.590	3.543	6.299	2.294	3	C2A-QSA16-LFG15B-090CB	1.000	1.000	1.290	4.597	1.020	1.000	G 1/8-28	2175	3.3	1.082	C2I-G2N-0300-

# CoroCut® 2 shank tool for shallow grooving

Screw clamp design

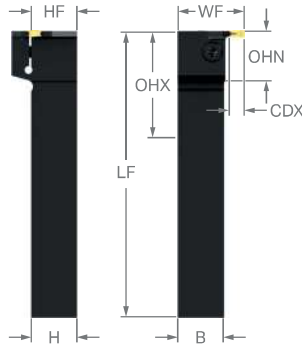


## Metric version

								Dimensions, mm							MIID	
	SSC	CZC <sub>MS</sub>	CDX <sub>1</sub>	CDX <sub>2</sub>	RMPX	OHX	OHN	Ordering code	B	H	LF	WF	BAR	NM		KG
	G	16 x 16	7.0	3.5	90°	39.6	23.6	C2A-RS16-RGG07B-DC	16.0	16.0	125.0	25.0	150	4.0	0.26	C21-G2N-0300-
		20 x 20	7.0	3.5	90°	43.6	23.6	C2A-RS20-RGG07B-DC	20.0	20.0	125.0	29.0	150	4.0	0.40	C21-G2N-0300-
		25 x 25	7.0	3.5	90°	48.6	23.6	C2A-RS25-RGG07B-DC	25.0	25.0	150.0	34.0	150	4.0	0.75	C21-G2N-0300-

# CoroCut® 2 shank tool for shallow grooving

Screw clamp design



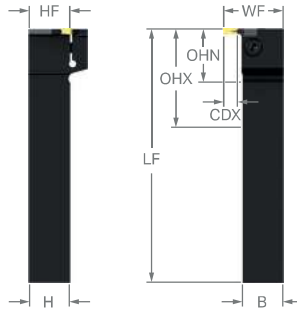
## Metric version

									Dimensions, mm								
		SSC	CZC <sub>MS</sub>	CDX <sub>1</sub>	CDX <sub>2</sub>	RMPX	OHX	OHN	Ordering code	B	H	LF	WF	BAR	NM	KG	MIID
	G	16 x 16	7.0	3.5	90°	39.6	23.6	C2A-RS16-LGG07B-DC	16.0	16.0	125.0	25.0	150	4.0	0.26	C2I-G2N-0300-	
		20 x 20	7.0	3.5	90°	43.6	23.6	C2A-RS20-LGG07B-DC	20.0	20.0	125.0	29.0	150	4.0	0.40	C2I-G2N-0300-	
		25 x 25	7.0	3.5	90°	48.6	23.6	C2A-RS25-LGG07B-DC	25.0	25.0	150.0	34.0	150	4.0	0.75	C2I-G2N-0300-	



# CoroCut® 2 shank tool for shallow grooving

Screw clamp design



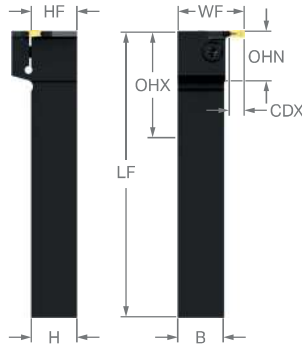
Inch version

										Dimensions, inch								
	SSC	CZC <sub>MS</sub>	CDX <sub>1</sub>	CDX <sub>2</sub>	RMPX	OHX	OHN	Ordering code		B	H	LF	WF	HF	PSI	FT/ LBS	LBS	MIID
	G	5/8 x 5/8	.276	.138	90°	1.554	.929	C2A-RSA10-RGG07B-DC		.625	.625	5.000	.980	.625	2175	3.0	.571	C2H-G2N-0300-
		3/4 x 3/4	.276	.138	90°	1.679	.929	C2A-RSA12-RGG07B-DC		.750	.750	5.000	1.105	.750	2175	3.0	.820	C2H-G2N-0300-
		1 x 1	.276	.138	90°	1.929	.929	C2A-RSA16-RGG07B-DC		1.000	1.000	6.000	1.355	1.000	2175	3.0	1.726	C2H-G2N-0300-

ENG

# CoroCut® 2 shank tool for shallow grooving

Screw clamp design

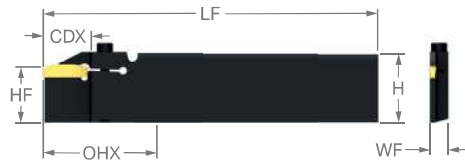


Inch version

		Dimensions, inch															
SSC	CZC <sub>MS</sub>	CDX <sub>1</sub>	CDX <sub>2</sub>	RMPX	OHX	OHN	Ordering code	B	H	LF	WF	HF	PSI	FT/LBS	LBS	MJID	
	G	5/8 x 5/8	.276	.138	90°	1.554	.929	C2A-RSA10-LGG07B-DC	.625	.625	5.000	.980	.625	2175	3.0	.571	C2I-G2N-0300-
		3/4 x 3/4	.276	.138	90°	1.679	.929	C2A-RSA12-LGG07B-DC	.750	.750	5.000	1.105	.750	2175	3.0	.820	C2I-G2N-0300-
		1 x 1	.276	.138	90°	1.929	.929	C2A-RSA16-LGG07B-DC	1.000	1.000	6.000	1.355	1.000	2175	3.0	1.726	C2I-G2N-0300-

## CoroCut® 2 blade for parting

Screw clamp design

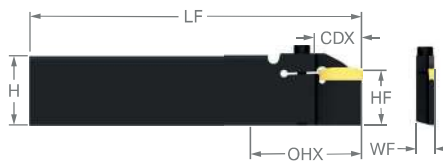


						Dimensions, mm, inch									
SSC	CZC <sub>MS</sub>	CDX	OHX	OHN	Ordering code	H	LF	WF	HF	OAH	<span style="border: 1px solid black; border-radius: 50%; padding: 2px;">NM</span>	<span style="border: 1px solid black; border-radius: 50%; padding: 2px;">KG</span>	MIID		
	E	21	20.0	36.0	22.0	<b>C2R-BR21-LE20DF1</b>	25.9	110.0	8.3	21.4	32.3	4.0	0.13	C21-E2N-0200-	
				.787	1.417	.866		1.020	4.331	.325	.843	1.271			
		25	20.0	55.0	22.0	<b>C2R-BR25-LE20DF1</b>	31.9	150.0	8.3	25.0	35.9	4.0	0.24	C21-E2N-0200-	
			.787	2.165	.866		1.256	5.906	.325	.984	1.413				
	F	21	20.0	36.0	22.0	<b>C2R-BR21-LF20DF1</b>	25.9	110.0	8.3	21.4	32.3	4.0	0.14	C21-F2N-0250-	
				.787	1.417	.866		1.020	4.331	.325	.843	1.271			
25		20.0	55.0	22.0	<b>C2R-BR25-LF20DF1</b>	31.9	150.0	8.3	25.0	35.9	4.0	0.24	C21-F2N-0250-		
		.787	2.165	.866		1.256	5.906	.325	.984	1.413					
G	21	20.0	36.0	22.0	<b>C2R-BR21-LG20DF1</b>	25.9	110.0	8.3	21.4	32.3	4.0	0.14	C21-G2N-0300-		
			.787	1.417	.866		1.020	4.331	.328	.843	1.271				
	25	20.0	55.0	22.0	<b>C2R-BR25-LG20DF1</b>	31.9	150.0	8.3	25.0	35.9	4.0	0.24	C21-G2N-0300-		
		.787	2.165	.866		1.256	5.906	.328	.984	1.413					

ENG

# CoroCut® 2 blade for parting

Screw clamp design



SSC	CZC <sub>MS</sub>	CDX	OHX	OHN	Ordering code	Dimensions, mm, inch						MIID	
						H	LF	WF	HF	OAH	NM		KG
E	21	20.0	36.0	22.0	C2R-BL21-RE20DF1	25.9	110.0	8.3	21.4	32.3	4.0	0.13	C2I-E2N-0200-
		<i>.787</i>	<i>1.417</i>	<i>.866</i>		<i>1.020</i>	<i>4.331</i>	<i>.325</i>	<i>.843</i>	<i>1.271</i>			
		25	20.0	55.0	22.0	C2R-BL25-RE20DF1	31.9	150.0	8.3	25.0	35.9	4.0	0.24
		<i>.787</i>	<i>2.165</i>	<i>.866</i>		<i>1.256</i>	<i>5.906</i>	<i>.325</i>	<i>.984</i>	<i>1.413</i>			
F	21	20.0	36.0	22.0	C2R-BL21-RF20DF1	25.9	110.0	8.3	21.4	32.3	4.0	0.14	C2I-F2N-0250-
		<i>.787</i>	<i>1.417</i>	<i>.866</i>		<i>1.020</i>	<i>4.331</i>	<i>.325</i>	<i>.843</i>	<i>1.271</i>			
		25	20.0	55.0	22.0	C2R-BL25-RF20DF1	31.9	150.0	8.3	25.0	35.9	4.0	0.24
		<i>.787</i>	<i>2.165</i>	<i>.866</i>		<i>1.256</i>	<i>5.906</i>	<i>.325</i>	<i>.984</i>	<i>1.413</i>			
G	21	20.0	36.0	22.0	C2R-BL21-RG20DF1	25.9	110.0	8.3	21.4	32.3	4.0	0.14	C2I-G2N-0300-
		<i>.787</i>	<i>1.417</i>	<i>.866</i>		<i>1.020</i>	<i>4.331</i>	<i>.328</i>	<i>.843</i>	<i>1.271</i>			
		25	20.0	55.0	22.0	C2R-BL25-RG20DF1	31.9	150.0	8.3	25.0	35.9	4.0	0.24
		<i>.787</i>	<i>2.165</i>	<i>.866</i>		<i>1.256</i>	<i>5.906</i>	<i>.328</i>	<i>.984</i>	<i>1.413</i>			

# CoroCut® 2 blade for parting

Spring clamp design

Precision coolant supply

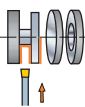


SSC	CZC <sub>MS</sub>	CDX	OHX	OHN	CNSC	Ordering code	Dimensions, mm, inch					MID	
							H	LF	WF	HF	OAH		KG
G	21	20.0	36.0	22.0	2	C2R-BN21-NG20CA2	25.9	110.0	2.7	21.4	25.2	0.04	C2I-G2N-0300-
		.787	1.417	.866			1.020	4.331	.105	.843	.994		
25	20.0	55.0	22.0	2	C2R-BN25-NG20CA2	31.9	150.0	2.7	25.0	31.2	0.08	C2I-G2N-0300-	
		.787	2.165	.866			1.256	5.906	.105	.984	1.231		
H	25	20.0	55.0	27.0	2	C2R-BN25-NH25CA2	31.9	150.0	3.7	25.0	31.0	0.10	C2I-H2N-0400-
		.787	2.165	1.063			1.256	5.906	.145	.984	1.220		

# CoroCut® 2 blade for parting

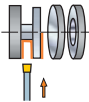
Spring clamp design

ENG

	SSC	CZC <sub>MS</sub>	CDX	OHX	OHN	Ordering code	Dimensions, mm, inch					MIID	
							H	LF	WF	HF	OAH	(KG)	
	G	21	20.0	36.0	22.0	<b>C2R-BN21-NG20DA1</b>	25.9	110.0	2.7	21.4	25.2	0.05	C2I-G2N-0300-
			.787	1.417	.866		1.020	4.331	.105	.843	.994		
		25	20.0	55.0	22.0	<b>C2R-BN25-NG20DA1</b>	31.9	150.0	2.7	25.0	31.2	0.08	C2I-G2N-0300-
			.787	2.165	.866		1.256	5.906	.105	.984	1.231		

## CoroCut® 2 blade for parting

Spring clamp design

	SSC	CZC <sub>MS</sub>	CDX	OHX	OHN	Ordering code	Dimensions, mm, inch					MIID	
							H	LF	WF	HF	OAH		KG
	F	21	20.0	36.0	22.0	<b>C2R-BN21-NF20DA2</b>	25.9	110.0	2.3	21.4	25.3	0.04	C2I-F2N-0250-
			.787	1.417	.866	1.020	4.331	.089	.843	.998			
	25	20.0	55.0	22.0	<b>C2R-BN25-NF20DA2</b>	31.9	150.0	2.3	25.0	31.3	0.07	C2I-F2N-0250-	
		.787	2.165	.866	1.256	5.906	.089	.984	1.234				
	G	21	20.0	36.0	22.0	<b>C2R-BN21-NG20DA2</b>	25.9	110.0	2.7	21.4	25.2	0.05	C2I-G2N-0300-
			.787	1.417	.866	1.020	4.331	.105	.843	.994			
	25	20.0	55.0	22.0	<b>C2R-BN25-NG20DA2</b>	31.9	150.0	2.7	25.0	31.2	0.08	C2I-G2N-0300-	
		.787	2.165	.866	1.256	5.906	.105	.984	1.231				
	H	25	25.0	55.0	27.0	<b>C2R-BN25-NH25DA2</b>	31.9	150.0	3.7	25.0	31.0	0.11	C2I-H2N-0400-
			.984	2.165	1.063	1.256	5.906	.145	.984	1.220			

ENG

# CoroCut® 2 blade for parting

Screw clamp design

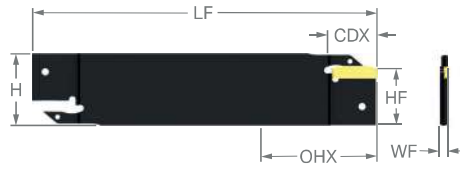


							Dimensions, mm, inch								
		SSC	CZC <sub>MS</sub>	CDX	OHX	OHN	Ordering code	H	LF	WF	HF	OAH	CUTDIA	KG	MIID
	E	21	15.0	36.0	17.0	<b>C2R-BN21-RE15DC2</b>	25.9	110.0	1.8	21.4	25.0	30	0.04	C2I-E2N-0200-	
			.591	1.417	.669		1.020	4.331	.069	.843	.984	1.181			



# CoroCut® 2 blade for parting


Screw clamp design



							Dimensions, mm, inch								
		SSC	CZC <sub>MS</sub>	CDX	OHX	OHN	Ordering code		H	LF	WF	HF	OAH	<span style="border: 1px solid black; border-radius: 50%; padding: 2px;">KG</span>	MIID
	E	25	20.0	55.0	22.0	<b>C2R-BN25-RE20DE2</b>		31.9	150.0	1.8	25.0	31.0	0.07	C2I-E2N-0200-	
			.787	2.165	.866			1.256	5.906	.069	.984	1.220			

# CoroMill® MR80

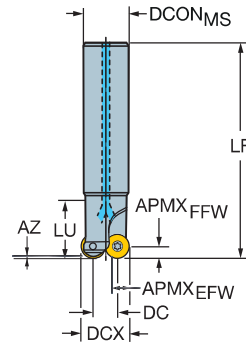
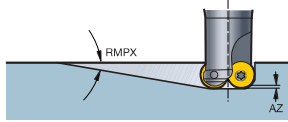
CoroMill MR80 is a groundbreaking face milling solution that offers a competitive edge. Designed primarily for face and shoulder milling applications, it's equipped with a double-sided round insert, making it ideal for a broad spectrum of roughing and semi-roughing applications within the ISO P and M areas. What sets the CoroMill MR80 apart is its reliability, especially in operations that demand the security of a round insert cutting edge. It excels in interrupted machining and scenarios prone to notch wear.






## Key Features & Benefits:

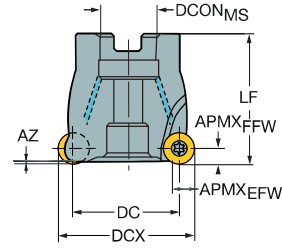
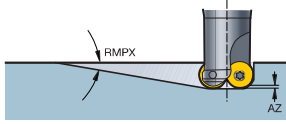
- **Double-Sided Round Insert:** Ensures durability and efficiency, providing value with every cut.
- **Versatility:** Suitable for a wide range of roughing and semi-roughing applications, catering to ISO P, M.
- **Specialized Design:** Primarily crafted for face and shoulder milling.
- **Reliable Performance:** The round insert cutting edge offers security, making it an excellent choice for interrupted machining and applications susceptible to notch wear.




# CoroMill® MR80 face milling cutter



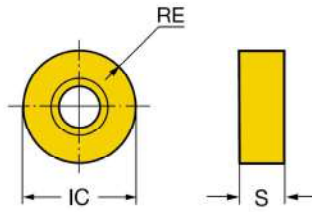
										Dimensions, mm, inch					
DCX	DC	APMX <sub>FFW</sub>	SSC	CZC <sub>MS</sub>	RMPX	AZ	CNSC		Ordering code	DCON <sub>MS</sub>	LF			RPMX	MILD <sub>Sp</sub>
32.0	20.0	6.0	1206	32	0.86°	0.2	1	3	MR80-R032A32-12H	32.0	190.0	2.0	0.90	11700	MR80-1206..
<i>1.260</i>	<i>.787</i>	<i>.236</i>				<i>.006</i>				<i>1.260</i>	<i>7.480</i>				
40.0	28.0	6.0	1206	32	0.86°	0.3	1	4	MR80-R040A32-12H	32.0	250.0	2.0	1.30	10400	MR80-1206..
<i>1.575</i>	<i>1.102</i>	<i>.236</i>				<i>.011</i>				<i>1.260</i>	<i>9.843</i>				

## CoroMill® MR80 face milling cutter



										Dimensions, mm, inch					
DCX	DC	APMX <sub>FFW</sub>	SSC	CZC <sub>MS</sub>	RMPX	AZ	CNSC		Ordering code	DCON <sub>MS</sub>	LF			RPMX	MID <sub>Sp</sub>
50.0	38.0	6.0	1206	22	0.74°	0.4	1	6	MR80-R050Q22-12H	22.0	40.0	2.0	0.27	9300	MR80-1206..
<i>1.969</i>	<i>1.496</i>	<i>.236</i>				<i>.014</i>				<i>.866</i>	<i>1.575</i>				
50.0	38.0	6.0	1206	22	0.74°	0.4	1	4	MR80-R050Q22-12M	22.0	40.0	2.0	0.24	9300	MR80-1206..
<i>1.969</i>	<i>1.496</i>	<i>.236</i>				<i>.014</i>				<i>.866</i>	<i>1.575</i>				
63.0	51.0	6.0	1206	22	0.59°	0.4	1	8	MR80-R063Q22-12H	22.0	50.0	2.0	0.55	8300	MR80-1206..
<i>2.480</i>	<i>2.007</i>	<i>.236</i>				<i>.017</i>				<i>.866</i>	<i>1.969</i>				
63.0	51.0	6.0	1206	22	0.59°	0.4	1	6	MR80-R063Q22-12M	22.0	50.0	2.0	0.49	8300	MR80-1206..
<i>2.480</i>	<i>2.007</i>	<i>.236</i>				<i>.017</i>				<i>.866</i>	<i>1.969</i>				
80.0	68.0	6.0	1206	27	0.43°	0.4	1	10	MR80-R080Q27-12H	27.0	50.0	2.0	0.95	7400	MR80-1206..
<i>3.150</i>	<i>2.677</i>	<i>.236</i>				<i>.017</i>				<i>1.063</i>	<i>1.969</i>				
80.0	68.0	6.0	1206	27	0.43°	0.4	1	8	MR80-R080Q27-12M	27.0	50.0	2.0	0.97	7400	MR80-1206..
<i>3.150</i>	<i>2.677</i>	<i>.236</i>				<i>.017</i>				<i>1.063</i>	<i>1.969</i>				
100.0	88.0	6.0	1206	32	0.33°	0.4	1	12	MR80-R100Q32-12H	32.0	50.0	2.0	1.40	6600	MR80-1206..
<i>3.937</i>	<i>3.464</i>	<i>.236</i>				<i>.017</i>				<i>1.260</i>	<i>1.969</i>				
100.0	88.0	6.0	1206	32	0.33°	0.4	1	10	MR80-R100Q32-12M	32.0	50.0	2.0	1.44	6600	MR80-1206..
<i>3.937</i>	<i>3.464</i>	<i>.236</i>				<i>.017</i>				<i>1.260</i>	<i>1.969</i>				


# CoroMill® MR80 insert for milling



				P			M			K		Dimensions, mm, inch				
Light	L50	SSC	RE	Ordering code	1040	1130	4330	4340	1040	1130	4340	SS0T	4330	4340	IC	S
		1206	6.00	MR80-1206E-L50	☆	☆	★	☆	★	☆	☆	☆	☆	☆	☆	12.0
		.236												.472	.236	

# CoroMill® MF80

The CoroMill® MF80 concept offers a lightweight cutter body with shim protection, ensuring secure and vibration-free cutting for a more cost-efficient production in close to 90-degree operations with fixture constraints. This reliable cutter can be utilized in most automotive milling applications in ISO K and ISO P materials.



## Key Features & Benefits:

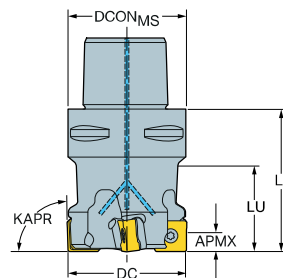
- **New cutter body:** Assortment with Coromant Capto® C5 interface added to the standard assortment
- **Cost-efficient:** Face milling applications where traditionally multi-edge or tangential milling solutions are used
- **Application:** General engineering roughing and semi-roughing applications

# CoroMill® MF80 face milling cutter



KAPR

89°



## Metric version

								Dimensions, mm						
DCX	DC	APMX <sub>FFW</sub>	SSC	CZC <sub>MS</sub>	CNSC		Ordering code	DCON <sub>MS</sub>	LF			RPMX	CIC <sub>T</sub>	MID <sub>E</sub>
50.4	50.0	9.0	13	C5	3	4	MF80-R050C5-13M	50.0	60.0	3.0	0.83	13200	4	1305

## Inch version

								Dimensions, inch						
DCX	DC	SSC	CZC <sub>MS</sub>	APMX <sub>FFW</sub>	CNSC		Ordering code	DCON <sub>MS</sub>	LF			RPMX	MID <sub>E</sub>	
2.016	2.000	13	C5	.354	3	4	MF80-AR051C5-13M	1.969	2.362	2.2	1.85	13100	1305	

# CoroMill® Dura

CoroMill® Dura solid end mills represent the pinnacle of versatility in the realm of solid end mills. Crafted as a stable and adaptable tool, CoroMill® Dura is designed to tackle a vast array of applications. Its development focuses on tasks ranging from roughing to finishing in various engagements across multiple materials. The unique WhisperKut™ technology incorporated into its design sets it apart, ensuring vibration-free, secure, and silent operations. Moreover, the four-flute end mill 1K334 stands out with its user-friendly plug and play function.



## Key Features & Benefits:

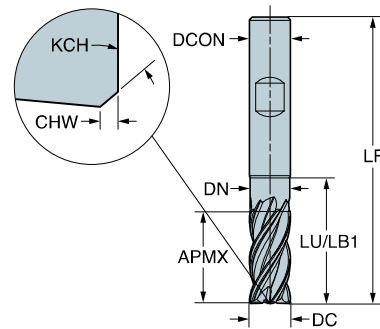
- **Versatility:** Designed for a broad spectrum of applications, from roughing to finishing, across diverse materials.
- **WhisperKut™ Technology:** Advanced unequal helix concept that eliminates vibration, providing smooth and silent machining. Each flute's unequal spacing reduces typical harmonics seen in conventional end mills.
- **User-Friendly:** The 1K334 four flute end mill offers a plug and play function, making it a first choice solution.
- **Applications:** Ideal for multi-material conditions, general engineering in all industry segments, and a wide ISO application area including steel, stainless steel, cast iron, non-ferrous materials, and heat-resistant super alloys.



# CoroMill® Dura solid carbide end mill for general machining

For multi-materials

FHA 35°  
 BSG COROMANT  
 TCDC h10  
 TCDCON h6




## Metric version

DC	CZC <sub>MS</sub>	APMX	CHW	KCH	LU	ZEFP	FHA	Ordering code	Dimensions, mm									
									P	M	K	N	S	DCON <sub>MS</sub>	LF	DN	LB <sub>1</sub>	BHTA <sub>2</sub>
6.0	6	15.0	0.13	45°	20.5	4	35°	1K344-0600-XD	★	★	★	★	☆	6.0	57.0	5.8	20.5	30°
8.0	8	19.5	0.20	45°	26.7	4	35°	1K344-0800-XD	★	★	★	★	☆	8.0	63.0	7.7	26.7	30°
10.0	10	23.0	0.20	45°	31.5	4	35°	1K344-1000-XD	★	★	★	★	☆	10.0	72.0	9.6	31.5	30°
12.0	12	27.0	0.20	45°	37.5	4	35°	1K344-1200-XD	★	★	★	★	☆	12.0	83.0	11.5	37.5	30°
16.0	16	36.0	0.20	45°	48.8	4	35°	1K344-1600-XD	★	★	★	★	☆	16.0	100.0	15.4	48.8	30°
20.0	20	41.0	0.30	45°	56.0	4	35°	1K344-2000-XD	★	★	★	★	☆	20.0	111.0	19.2	56.0	30°

# CoroDrill® 860 SD

CoroDrill 860 SD stands out as an optimized drilling solution, particularly designed for short-hole drilling in heat-resistant super alloys (HRSAs). It's tailored for machining materials commonly found in the aerospace industry, such as Inconel 718, Waspaloy, Nimonic, and other specialized nickel-based alloys. The introduction of an advanced geometry combined with the new grade S2BM, which is specifically crafted for nickel-based alloys, ensures that the CoroDrill 860 SD delivers unmatched performance, process security, and high hole integrity.



## Key Features & Benefits:

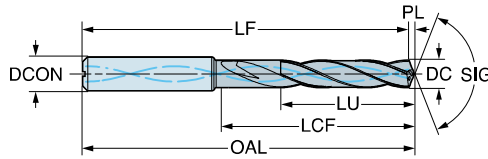
- **Optimized for HRSAs:** Specifically designed for short-hole drilling in heat-resistant super alloys.
- **Industry-Specific:** Ideal for machining aerospace materials such as Inconel 718, Waspaloy, and Nimonic.
- **Advanced Geometry:** Ensures superior performance and optimal results every time.
- **New Grade S2BM:** Exclusively developed for nickel-based alloys, ensuring reliability and high performance.

# CoroDrill® 860 solid carbide drill

For Nickel based HRSA alloys

Internal coolant supply

TCDCON H6  
 TCDC M7  
 SIG 140°  
 TCHA H9



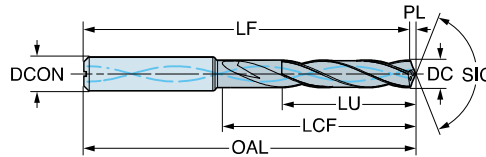
											s		Dimensions, mm, inch									
											SZBM											
DC	DC*	LU	LU*	ULDR	CZG <sub>MS</sub>	Ordering code	DCON <sub>MS</sub>	DCON <sub>MS</sub> *	OAL	OAL"		LF	LF"	LCF	LCF"	PL	PL"					
3.000	.118	9.6	.376	3	6	860.1-0300-009A1-SD	★	6.0	.236	62	2.441	61.5	2.419	20.0	.787	0.500	.021					
3.000	.118	15.6	.612	5	6	860.1-0300-015A1-SD	★	6.0	.236	66	2.598	65.5	2.577	28.0	1.102	0.500	.021					
3.000	.118	24.6	.967	8	6	860.1-0300-024A1-SD	★	6.0	.236	79	3.110	78.5	3.089	37.0	1.457	0.500	.021					
3.100	.122	9.9	.388	3	6	860.1-0310-009A1-SD	★	6.0	.236	62	2.441	61.4	2.419	20.0	.787	0.600	.022					
3.100	.122	16.1	.632	5	6	860.1-0310-016A1-SD	★	6.0	.236	66	2.598	65.4	2.576	28.0	1.102	0.600	.022					
3.100	.122	25.4	.998	8	6	860.1-0310-025A1-SD	★	6.0	.236	79	3.110	78.4	3.088	37.0	1.457	0.600	.022					
3.175	.125	10.1	.397	3	6	860.1-0317-010A1-SD	★	6.0	.236	62	2.441	61.4	2.418	20.0	.787	0.600	.023					
3.175	.125	16.4	.647	5	6	860.1-0317-016A1-SD	★	6.0	.236	66	2.598	65.4	2.576	28.0	1.102	0.600	.023					
3.175	.125	25.9	1.021	8	6	860.1-0317-025A1-SD	★	6.0	.236	79	3.110	78.4	3.088	37.0	1.457	0.600	.023					
3.180	.125	10.1	.398	3	6	860.1-0318-010A1-SD	★	6.0	.236	62	2.441	61.4	2.418	20.0	.787	0.600	.023					
3.180	.125	16.5	.649	5	6	860.1-0318-016A1-SD	★	6.0	.236	66	2.598	65.4	2.576	28.0	1.102	0.600	.023					
3.180	.125	26.0	1.024	8	6	860.1-0318-026A1-SD	★	6.0	.236	79	3.110	78.4	3.087	37.0	1.457	0.600	.023					
3.200	.126	10.2	.401	3	6	860.1-0320-010A1-SD	★	6.0	.236	62	2.441	61.4	2.418	20.0	.787	0.600	.023					
3.200	.126	16.6	.653	5	6	860.1-0320-016A1-SD	★	6.0	.236	66	2.598	65.4	2.576	28.0	1.102	0.600	.023					
3.200	.126	26.2	1.031	8	6	860.1-0320-026A1-SD	★	6.0	.236	79	3.110	78.4	3.087	37.0	1.457	0.600	.023					
3.250	.128	10.3	.407	3	6	860.1-0325-010A1-SD	★	6.0	.236	62	2.441	61.4	2.418	20.0	.787	0.600	.023					
3.250	.128	16.8	.663	5	6	860.1-0325-016A1-SD	★	6.0	.236	66	2.598	65.4	2.575	28.0	1.102	0.600	.023					
3.250	.128	26.6	1.047	8	6	860.1-0325-026A1-SD	★	6.0	.236	79	3.110	78.4	3.087	37.0	1.457	0.600	.023					
3.300	.130	10.5	.413	3	6	860.1-0330-010A1-SD	★	6.0	.236	62	2.441	61.4	2.417	20.0	.787	0.600	.024					
3.300	.130	17.1	.673	5	6	860.1-0330-017A1-SD	★	6.0	.236	66	2.598	65.4	2.575	28.0	1.102	0.600	.024					
3.300	.130	27.0	1.063	8	6	860.1-0330-027A1-SD	★	6.0	.236	79	3.110	78.4	3.087	37.0	1.457	0.600	.024					
3.380	.133	10.8	.424	3	6	860.1-0338-010A1-SD	★	6.0	.236	62	2.441	61.4	2.417	20.0	.787	0.600	.024					
3.380	.133	17.5	.690	5	6	860.1-0338-017A1-SD	★	6.0	.236	66	2.598	65.4	2.574	28.0	1.102	0.600	.024					
3.380	.133	27.7	1.089	8	6	860.1-0338-027A1-SD	★	6.0	.236	79	3.110	78.4	3.086	37.0	1.457	0.600	.024					
3.400	.134	10.8	.426	3	6	860.1-0340-010A1-SD	★	6.0	.236	62	2.441	61.4	2.417	20.0	.787	0.600	.024					
3.400	.134	17.6	.694	5	6	860.1-0340-017A1-SD	★	6.0	.236	66	2.598	65.4	2.574	28.0	1.102	0.600	.024					
3.400	.134	27.8	1.095	8	6	860.1-0340-027A1-SD	★	6.0	.236	79	3.110	78.4	3.086	37.0	1.457	0.600	.024					
3.450	.136	11.0	.432	3	6	860.1-0345-010A1-SD	★	6.0	.236	62	2.441	61.4	2.416	20.0	.787	0.600	.025					
3.450	.136	17.9	.704	5	6	860.1-0345-017A1-SD	★	6.0	.236	66	2.598	65.4	2.574	28.0	1.102	0.600	.025					
3.450	.136	28.2	1.111	8	6	860.1-0345-028A1-SD	★	6.0	.236	79	3.110	78.4	3.086	37.0	1.457	0.600	.025					
3.500	.138	11.1	.439	3	6	860.1-0350-011A1-SD	★	6.0	.236	62	2.441	61.4	2.416	20.0	.787	0.600	.025					
3.500	.138	18.1	.714	5	6	860.1-0350-018A1-SD	★	6.0	.236	66	2.598	65.4	2.573	28.0	1.102	0.600	.025					
3.500	.138	28.6	1.128	8	6	860.1-0350-028A1-SD	★	6.0	.236	79	3.110	78.4	3.085	37.0	1.457	0.600	.025					
3.550	.140	11.3	.445	3	6	860.1-0355-011A1-SD	★	6.0	.236	62	2.441	61.4	2.416	20.0	.787	0.600	.025					
3.550	.140	18.4	.724	5	6	860.1-0355-018A1-SD	★	6.0	.236	66	2.598	65.4	2.573	28.0	1.102	0.600	.025					
3.550	.140	29.1	1.144	8	6	860.1-0355-029A1-SD	★	6.0	.236	79	3.110	78.4	3.085	37.0	1.457	0.600	.025					
3.572	.141	11.4	.447	3	6	860.1-0357-011A1-SD	★	6.0	.236	62	2.441	61.4	2.415	20.0	.787	0.700	.026					
3.572	.141	18.5	.728	5	6	860.1-0357-018A1-SD	★	6.0	.236	66	2.598	65.4	2.573	28.0	1.102	0.700	.026					
3.572	.141	29.2	1.150	8	6	860.1-0357-029A1-SD	★	6.0	.236	79	3.110	78.4	3.085	37.0	1.457	0.700	.026					
3.600	.142	11.5	.451	3	6	860.1-0360-011A1-SD	★	6.0	.236	62	2.441	61.3	2.415	20.0	.787	0.700	.026					
3.600	.142	18.7	.735	5	6	860.1-0360-018A1-SD	★	6.0	.236	66	2.598	65.3	2.573	28.0	1.102	0.700	.026					
3.600	.142	29.5	1.160	8	6	860.1-0360-029A1-SD	★	6.0	.236	79	3.110	78.3	3.084	37.0	1.457	0.700	.026					
3.700	.146	11.8	.463	3	6	860.1-0370-011A1-SD	★	6.0	.236	62	2.441	61.3	2.414	20.0	.787	0.700	.027					
3.700	.146	19.2	.755	5	6	860.1-0370-019A1-SD	★	6.0	.236	66	2.598	65.3	2.572	28.0	1.102	0.700	.027					
3.700	.146	30.3	1.192	8	6	860.1-0370-030A1-SD	★	6.0	.236	79	3.110	78.3	3.084	37.0	1.457	0.700	.027					
3.800	.150	12.1	.476	3	6	860.1-0380-012A1-SD	★	6.0	.236	66	2.598	65.3	2.571	24.0	.945	0.700	.027					
3.800	.150	19.7	.775	5	6	860.1-0380-019A1-SD	★	6.0	.236	74	2.913	73.3	2.886	36.0	1.417	0.700	.027					
3.800	.150	31.1	1.224	8	6	860.1-0380-031A1-SD	★	6.0	.236	90	3.543	89.3	3.516	48.0	1.890	0.700	.027					
3.900	.154	12.4	.489	3	6	860.1-0390-012A1-SD	★	6.0	.236	66	2.598	65.3	2.570	24.0	.945	0.700	.028					
3.900	.154	20.2	.796	5	6	860.1-0390-020A1-SD	★	6.0	.236	74	2.913	73.3	2.885	36.0	1.417	0.700	.028					
3.900	.154	31.9	1.256	8	6	860.1-0390-031A1-SD	★	6.0	.236	90	3.543	89.3	3.515	48.0	1.890	0.700	.028					
3.969	.156	12.6	.497	3	6	860.1-0397-012A1-SD	★	6.0	.236	66	2.598	65.3	2.570	24.0	.945	0.700	.028					
3.969	.156	20.6	.810	5	6	860.1-0397-020A1-SD	★	6.0	.236	74	2.913	73.3	2.885	36.0	1.417	0.700	.028					
3.969	.156	32.5	1.279	8	6	860.1-0397-032A1-SD	★	6.0	.236	90	3.543	89.3	3.515	48.0	1.890	0.700	.028					

# CoroDrill® 860 solid carbide drill

For Nickle based HRSA alloys

Internal coolant supply

TCDCON H6  
 TCDC M7  
 SIG 140°  
 TCHA H9



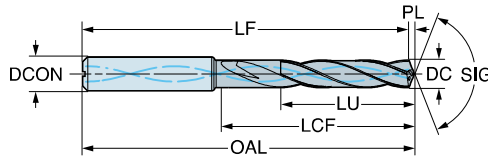
							s	Dimensions, mm, inch									
							SZBM	DCON <sub>MS</sub>	DCON <sub>MS</sub> <sup>®</sup>	OAL	OAL <sup>®</sup>	LF	LF <sup>®</sup>	LCF	LCF <sup>®</sup>	PL	PL <sup>®</sup>
4.000	.157	12.7	.501	3	6	860.1-0400-012A1-SD	★	6.0	.236	66	2.598	65.3	2.570	24.0	.945	0.700	.029
4.000	.157	20.7	.816	5	6	860.1-0400-020A1-SD	★	6.0	.236	74	2.913	73.3	2.885	36.0	1.417	0.700	.029
4.000	.157	32.7	1.289	8	6	860.1-0400-032A1-SD	★	6.0	.236	90	3.543	89.3	3.515	48.0	1.890	0.700	.029
4.100	.161	13.1	.514	3	6	860.1-0410-013A1-SD	★	6.0	.236	66	2.598	65.3	2.569	24.0	.945	0.700	.029
4.100	.161	21.3	.837	5	6	860.1-0410-021A1-SD	★	6.0	.236	74	2.913	73.3	2.884	36.0	1.417	0.700	.029
4.100	.161	33.6	1.321	8	6	860.1-0410-033A1-SD	★	6.0	.236	90	3.543	89.3	3.514	48.0	1.890	0.700	.029
4.150	.163	13.2	.520	3	6	860.1-0415-013A1-SD	★	6.0	.236	66	2.598	65.2	2.569	24.0	.945	0.800	.030
4.150	.163	21.5	.847	5	6	860.1-0415-021A1-SD	★	6.0	.236	74	2.913	73.2	2.884	36.0	1.417	0.800	.030
4.150	.163	34.0	1.337	8	6	860.1-0415-033A1-SD	★	6.0	.236	90	3.543	89.2	3.514	48.0	1.890	0.800	.030
4.200	.165	13.4	.526	3	6	860.1-0420-013A1-SD	★	6.0	.236	66	2.598	65.2	2.568	24.0	.945	0.800	.030
4.200	.165	21.8	.857	5	6	860.1-0420-021A1-SD	★	6.0	.236	74	2.913	73.2	2.883	36.0	1.417	0.800	.030
4.200	.165	34.4	1.353	8	6	860.1-0420-034A1-SD	★	6.0	.236	90	3.543	89.2	3.513	48.0	1.890	0.800	.030
4.300	.169	13.7	.539	3	6	860.1-0430-013A1-SD	★	6.0	.236	66	2.598	65.2	2.568	24.0	.945	0.800	.031
4.300	.169	22.3	.877	5	6	860.1-0430-022A1-SD	★	6.0	.236	74	2.913	73.2	2.883	36.0	1.417	0.800	.031
4.300	.169	35.2	1.385	8	6	860.1-0430-035A1-SD	★	6.0	.236	90	3.543	89.2	3.512	48.0	1.890	0.800	.031
4.366	.172	13.9	.548	3	6	860.1-0437-013A1-SD	★	6.0	.236	66	2.598	65.2	2.567	24.0	.945	0.800	.031
4.366	.172	22.7	.892	5	6	860.1-0437-022A1-SD	★	6.0	.236	74	2.913	73.2	2.882	36.0	1.417	0.800	.031
4.366	.172	35.8	1.408	8	6	860.1-0437-035A1-SD	★	6.0	.236	90	3.543	89.2	3.512	48.0	1.890	0.800	.031
4.400	.173	14.0	.551	3	6	860.1-0440-014A1-SD	★	6.0	.236	66	2.598	65.2	2.567	24.0	.945	0.800	.032
4.400	.173	22.8	.898	5	6	860.1-0440-022A1-SD	★	6.0	.236	74	2.913	73.2	2.882	36.0	1.417	0.800	.032
4.400	.173	36.0	1.417	8	6	860.1-0440-036A1-SD	★	6.0	.236	90	3.543	89.2	3.512	48.0	1.890	0.800	.032
4.500	.177	14.3	.564	3	6	860.1-0450-014A1-SD	★	6.0	.236	66	2.598	65.2	2.566	24.0	.945	0.800	.032
4.500	.177	23.3	.918	5	6	860.1-0450-023A1-SD	★	6.0	.236	74	2.913	73.2	2.881	36.0	1.417	0.800	.032
4.500	.177	36.8	1.450	8	6	860.1-0450-036A1-SD	★	6.0	.236	90	3.543	89.2	3.511	48.0	1.890	0.800	.032
4.550	.179	14.5	.570	3	6	860.1-0455-014A1-SD	★	6.0	.236	66	2.598	65.2	2.566	24.0	.945	0.800	.033
4.550	.179	23.6	.928	5	6	860.1-0455-023A1-SD	★	6.0	.236	74	2.913	73.2	2.881	36.0	1.417	0.800	.033
4.550	.179	37.2	1.466	8	6	860.1-0455-037A1-SD	★	6.0	.236	90	3.543	89.2	3.511	48.0	1.890	0.800	.033
4.600	.181	14.6	.576	3	6	860.1-0460-014A1-SD	★	6.0	.236	66	2.598	65.2	2.565	24.0	.945	0.800	.033
4.600	.181	23.8	.939	5	6	860.1-0460-023A1-SD	★	6.0	.236	74	2.913	73.2	2.880	36.0	1.417	0.800	.033
4.600	.181	37.6	1.482	8	6	860.1-0460-037A1-SD	★	6.0	.236	90	3.543	89.2	3.510	48.0	1.890	0.800	.033
4.650	.183	14.8	.583	3	6	860.1-0465-014A1-SD	★	6.0	.236	66	2.598	65.2	2.565	24.0	.945	0.800	.033
4.650	.183	24.1	.949	5	6	860.1-0465-024A1-SD	★	6.0	.236	74	2.913	73.2	2.880	36.0	1.417	0.800	.033
4.650	.183	38.1	1.498	8	6	860.1-0465-038A1-SD	★	6.0	.236	90	3.543	89.2	3.510	48.0	1.890	0.800	.033
4.700	.185	15.0	.589	3	6	860.1-0470-014A1-SD	★	6.0	.236	66	2.598	65.1	2.565	24.0	.945	0.900	.034
4.700	.185	24.4	.959	5	6	860.1-0470-024A1-SD	★	6.0	.236	74	2.913	73.1	2.880	36.0	1.417	0.900	.034
4.700	.185	38.5	1.514	8	6	860.1-0470-038A1-SD	★	6.0	.236	90	3.543	89.1	3.510	48.0	1.890	0.900	.034
4.763	.188	15.2	.596	3	6	860.1-0476-015A1-SD	★	6.0	.236	66	2.598	65.1	2.564	28.0	1.102	0.900	.034
4.763	.188	24.7	.971	5	6	860.1-0476-024A1-SD	★	6.0	.236	82	3.228	81.1	3.194	44.0	1.732	0.900	.034
4.763	.188	39.0	1.533	8	6	860.1-0476-038A1-SD	★	6.0	.236	104	4.094	103.1	4.060	62.0	2.441	0.900	.034
4.800	.189	15.3	.601	3	6	860.1-0480-015A1-SD	★	6.0	.236	66	2.598	65.1	2.564	28.0	1.102	0.900	.034
4.800	.189	24.9	.979	5	6	860.1-0480-024A1-SD	★	6.0	.236	82	3.228	81.1	3.194	44.0	1.732	0.900	.034
4.800	.189	39.3	1.546	8	6	860.1-0480-039A1-SD	★	6.0	.236	104	4.094	103.1	4.060	62.0	2.441	0.900	.034
4.900	.193	15.6	.614	3	6	860.1-0490-015A1-SD	★	6.0	.236	66	2.598	65.1	2.563	28.0	1.102	0.900	.035
4.900	.193	25.4	1.000	5	6	860.1-0490-025A1-SD	★	6.0	.236	82	3.228	81.1	3.193	44.0	1.732	0.900	.035
4.900	.193	40.1	1.578	8	6	860.1-0490-040A1-SD	★	6.0	.236	104	4.094	103.1	4.059	62.0	2.441	0.900	.035
5.000	.197	15.9	.626	3	6	860.1-0500-015A1-SD	★	6.0	.236	66	2.598	65.1	2.563	28.0	1.102	0.900	.036
5.000	.197	25.9	1.020	5	6	860.1-0500-025A1-SD	★	6.0	.236	82	3.228	81.1	3.193	44.0	1.732	0.900	.036
5.000	.197	40.9	1.611	8	6	860.1-0500-040A1-SD	★	6.0	.236	104	4.094	103.1	4.059	62.0	2.441	0.900	.036
5.100	.201	16.2	.639	3	6	860.1-0510-016A1-SD	★	6.0	.236	66	2.598	65.1	2.562	28.0	1.102	0.900	.037
5.100	.201	26.4	1.041	5	6	860.1-0510-026A1-SD	★	6.0	.236	82	3.228	81.1	3.192	44.0	1.732	0.900	.037
5.100	.201	41.7	1.643	8	6	860.1-0510-041A1-SD	★	6.0	.236	104	4.094	103.1	4.058	62.0	2.441	0.900	.037
5.159	.203	16.4	.646	3	6	860.1-0516-016A1-SD	★	6.0	.236	66	2.598	65.1	2.561	28.0	1.102	0.900	.037
5.159	.203	26.7	1.053	5	6	860.1-0516-026A1-SD	★	6.0	.236	82	3.228	81.1	3.191	44.0	1.732	0.900	.037
5.159	.203	42.2	1.662	8	6	860.1-0516-042A1-SD	★	6.0	.236	104	4.094	103.1	4.058	62.0	2.441	0.900	.037

# CoroDrill® 860 solid carbide drill

For Nickel based HRSA alloys

Internal coolant supply

TCDCON H6  
 TCDC M7  
 SIG 140°  
 TCHA H9



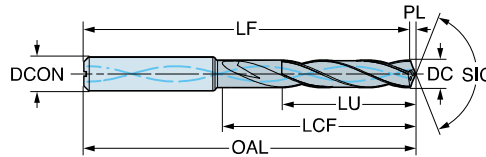
											s		Dimensions, mm, inch										
											SZBM												
DC	DC*	LU	LU*	ULDR	CZG <sub>MS</sub>	Ordering code	DCON <sub>MS</sub>	DCON <sub>MS</sub> "	OAL	OAL"		LF	LF"	LCF	LCF"	PL	PL"						
5.200	.205	16.6	.652	3	6	860.1-0520-016A1-SD	★	6.0	.236	66	2.598	65.1	2.561	28.0	1.102	0.900	.037						
5.200	.205	27.0	1.061	5	6	860.1-0520-026A1-SD	★	6.0	.236	82	3.228	81.1	3.191	44.0	1.732	0.900	.037						
5.200	.205	42.6	1.675	8	6	860.1-0520-042A1-SD	★	6.0	.236	104	4.094	103.1	4.057	62.0	2.441	0.900	.037						
5.250	.207	16.7	.658	3	6	860.1-0525-016A1-SD	★	6.0	.236	66	2.598	65.0	2.561	28.0	1.102	1.000	.038						
5.250	.207	27.2	1.071	5	6	860.1-0525-027A1-SD	★	6.0	.236	82	3.228	81.0	3.191	44.0	1.732	1.000	.038						
5.250	.207	43.0	1.691	8	6	860.1-0525-042A1-SD	★	6.0	.236	104	4.094	103.0	4.057	62.0	2.441	1.000	.038						
5.300	.209	16.9	.664	3	6	860.1-0530-016A1-SD	★	6.0	.236	66	2.598	65.0	2.560	28.0	1.102	1.000	.038						
5.300	.209	27.5	1.081	5	6	860.1-0530-027A1-SD	★	6.0	.236	82	3.228	81.0	3.190	44.0	1.732	1.000	.038						
5.300	.209	43.4	1.707	8	6	860.1-0530-043A1-SD	★	6.0	.236	104	4.094	103.0	4.057	62.0	2.441	1.000	.038						
5.400	.213	17.2	.676	3	6	860.1-0540-017A1-SD	★	6.0	.236	66	2.598	65.0	2.560	28.0	1.102	1.000	.039						
5.400	.213	28.0	1.102	5	6	860.1-0540-027A1-SD	★	6.0	.236	82	3.228	81.0	3.190	44.0	1.732	1.000	.039						
5.400	.213	44.2	1.739	8	6	860.1-0540-044A1-SD	★	6.0	.236	104	4.094	103.0	4.056	62.0	2.441	1.000	.039						
5.500	.217	17.5	.689	3	6	860.1-0550-017A1-SD	★	6.0	.236	66	2.598	65.0	2.559	28.0	1.102	1.000	.039						
5.500	.217	28.5	1.122	5	6	860.1-0550-028A1-SD	★	6.0	.236	82	3.228	81.0	3.189	44.0	1.732	1.000	.039						
5.500	.217	45.0	1.772	8	6	860.1-0550-045A1-SD	★	6.0	.236	104	4.094	103.0	4.055	62.0	2.441	1.000	.039						
5.550	.219	17.7	.695	3	6	860.1-0555-017A1-SD	★	6.0	.236	66	2.598	65.0	2.559	28.0	1.102	1.000	.040						
5.550	.219	28.8	1.132	5	6	860.1-0555-028A1-SD	★	6.0	.236	82	3.228	81.0	3.189	44.0	1.732	1.000	.040						
5.550	.219	45.4	1.788	8	6	860.1-0555-045A1-SD	★	6.0	.236	104	4.094	103.0	4.055	62.0	2.441	1.000	.040						
5.556	.219	17.7	.696	3	6	860.1-0556-017A1-SD	★	6.0	.236	66	2.598	65.0	2.559	28.0	1.102	1.000	.040						
5.556	.219	28.8	1.134	5	6	860.1-0556-028A1-SD	★	6.0	.236	82	3.228	81.0	3.189	44.0	1.732	1.000	.040						
5.556	.219	45.5	1.791	8	6	860.1-0556-045A1-SD	★	6.0	.236	104	4.094	103.0	4.055	62.0	2.441	1.000	.040						
5.600	.220	17.8	.702	3	6	860.1-0560-017A1-SD	★	6.0	.236	66	2.598	65.0	2.558	28.0	1.102	1.000	.040						
5.600	.220	29.0	1.143	5	6	860.1-0560-029A1-SD	★	6.0	.236	82	3.228	81.0	3.188	44.0	1.732	1.000	.040						
5.600	.220	45.8	1.804	8	6	860.1-0560-045A1-SD	★	6.0	.236	104	4.094	103.0	4.054	62.0	2.441	1.000	.040						
5.700	.224	18.1	.714	3	6	860.1-0570-018A1-SD	★	6.0	.236	66	2.598	65.0	2.558	28.0	1.102	1.000	.041						
5.700	.224	29.5	1.163	5	6	860.1-0570-029A1-SD	★	6.0	.236	82	3.228	81.0	3.188	44.0	1.732	1.000	.041						
5.700	.224	46.6	1.836	8	6	860.1-0570-046A1-SD	★	6.0	.236	104	4.094	103.0	4.054	62.0	2.441	1.000	.041						
5.800	.228	18.5	.727	3	6	860.1-0580-018A1-SD	★	6.0	.236	66	2.598	64.9	2.557	28.0	1.102	1.100	.042						
5.800	.228	30.1	1.183	5	6	860.1-0580-030A1-SD	★	6.0	.236	82	3.228	80.9	3.187	44.0	1.732	1.100	.042						
5.800	.228	47.5	1.869	8	6	860.1-0580-047A1-SD	★	6.0	.236	104	4.094	102.9	4.053	62.0	2.441	1.100	.042						
5.900	.232	18.8	.739	3	6	860.1-0590-018A1-SD	★	6.0	.236	66	2.598	64.9	2.556	28.0	1.102	1.100	.042						
5.900	.232	30.6	1.204	5	6	860.1-0590-030A1-SD	★	6.0	.236	82	3.228	80.9	3.186	44.0	1.732	1.100	.042						
5.900	.232	48.3	1.900	8	6	860.1-0590-048A1-SD	★	6.0	.236	104	4.094	102.9	4.052	62.0	2.441	1.100	.042						
5.953	.234	18.9	.745	3	6	860.1-0595-018A1-SD	★	6.0	.236	66	2.598	64.9	2.556	28.0	1.102	1.100	.043						
5.953	.234	30.8	1.214	5	6	860.1-0595-030A1-SD	★	6.0	.236	82	3.228	80.9	3.186	44.0	1.732	1.100	.043						
5.953	.234	48.7	1.917	8	6	860.1-0595-048A1-SD	★	6.0	.236	104	4.094	102.9	4.052	62.0	2.441	1.100	.043						
6.000	.236	19.1	.752	3	6	860.1-0600-019A1-SD	★	6.0	.236	66	2.598	64.9	2.555	28.0	1.102	1.100	.043						
6.000	.236	31.1	1.224	5	6	860.1-0600-031A1-SD	★	6.0	.236	82	3.228	80.9	3.185	44.0	1.732	1.100	.043						
6.000	.236	49.1	1.933	8	6	860.1-0600-049A1-SD	★	6.0	.236	104	4.094	102.9	4.052	62.0	2.441	1.100	.043						

# CoroDrill® 860 solid carbide drill

For Nickle based HRSA alloys

Internal coolant supply

TCDCON H6  
 TCDC M7  
 SIG 140°  
 TCHA H9



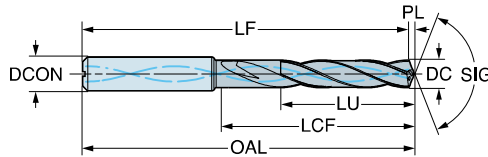
										s		Dimensions, mm, inch									
										SZBM											
DC	DC*	LU	LU*	ULDR	CZC <sub>MS</sub>	Ordering code	DCON <sub>MS</sub>	DCON <sub>MS</sub> "	OAL		OAL"	LF	LF"	LCF	LCF"	PL	PL"				
6.100	.240	19.4	.764	3	8	860.1-0610-019A1-SD	★	8.0	.315	79	3.110	77.9	3.067	34.0	1.339	1.100	.044				
6.100	.240	31.6	1.244	5	8	860.1-0610-031A1-SD	★	8.0	.315	91	3.583	89.9	3.539	53.0	2.087	1.100	.044				
6.100	.240	49.9	1.965	8	8	860.1-0610-049A1-SD	★	8.0	.315	126	4.961	124.9	4.917	84.0	3.307	1.100	.044				
6.200	.244	19.7	.777	3	8	860.1-0620-019A1-SD	★	8.0	.315	79	3.110	77.9	3.066	34.0	1.339	1.100	.044				
6.200	.244	32.1	1.265	5	8	860.1-0620-032A1-SD	★	8.0	.315	91	3.583	89.9	3.538	53.0	2.087	1.100	.044				
6.200	.244	50.7	1.997	8	8	860.1-0620-050A1-SD	★	8.0	.315	126	4.961	124.9	4.916	84.0	3.307	1.100	.044				
6.300	.248	20.1	.789	3	8	860.1-0630-020A1-SD	★	8.0	.315	79	3.110	77.9	3.065	34.0	1.339	1.100	.045				
6.300	.248	32.7	1.285	5	8	860.1-0630-032A1-SD	★	8.0	.315	91	3.583	89.9	3.538	53.0	2.087	1.100	.045				
6.300	.248	51.6	2.030	8	8	860.1-0630-051A1-SD	★	8.0	.315	126	4.961	124.9	4.915	84.0	3.307	1.100	.045				
6.350	.250	20.2	.796	3	8	860.1-0635-020A1-SD	★	8.0	.315	79	3.110	77.8	3.065	34.0	1.339	1.200	.045				
6.350	.250	32.9	1.296	5	8	860.1-0635-032A1-SD	★	8.0	.315	91	3.583	89.8	3.537	53.0	2.087	1.200	.045				
6.350	.250	52.0	2.046	8	8	860.1-0635-051A1-SD	★	8.0	.315	126	4.961	124.8	4.915	84.0	3.307	1.200	.045				
6.400	.252	20.4	.802	3	8	860.1-0640-020A1-SD	★	8.0	.315	79	3.110	77.8	3.064	34.0	1.339	1.200	.046				
6.400	.252	33.2	1.306	5	8	860.1-0640-033A1-SD	★	8.0	.315	91	3.583	89.8	3.537	53.0	2.087	1.200	.046				
6.400	.252	52.4	2.061	8	8	860.1-0640-052A1-SD	★	8.0	.315	126	4.961	124.8	4.915	84.0	3.307	1.200	.046				
6.500	.256	20.7	.814	3	8	860.1-0650-020A1-SD	★	8.0	.315	79	3.110	77.8	3.064	34.0	1.339	1.200	.047				
6.500	.256	33.7	1.326	5	8	860.1-0650-033A1-SD	★	8.0	.315	91	3.583	89.8	3.536	53.0	2.087	1.200	.047				
6.500	.256	53.2	2.094	8	8	860.1-0650-053A1-SD	★	8.0	.315	126	4.961	124.8	4.914	84.0	3.307	1.200	.047				
6.600	.260	21.0	.827	3	8	860.1-0660-021A1-SD	★	8.0	.315	79	3.110	77.8	3.063	34.0	1.339	1.200	.047				
6.600	.260	34.2	1.346	5	8	860.1-0660-034A1-SD	★	8.0	.315	91	3.583	89.8	3.535	53.0	2.087	1.200	.047				
6.600	.260	54.0	2.126	8	8	860.1-0660-054A1-SD	★	8.0	.315	126	4.961	124.8	4.913	84.0	3.307	1.200	.047				
6.700	.264	21.3	.839	3	8	860.1-0670-021A1-SD	★	8.0	.315	79	3.110	77.8	3.062	34.0	1.339	1.200	.048				
6.700	.264	34.7	1.367	5	8	860.1-0670-034A1-SD	★	8.0	.315	91	3.583	89.8	3.535	53.0	2.087	1.200	.048				
6.700	.264	54.8	2.158	8	8	860.1-0670-054A1-SD	★	8.0	.315	126	4.961	124.8	4.913	84.0	3.307	1.200	.048				
6.747	.266	21.5	.846	3	8	860.1-0675-021A1-SD	★	8.0	.315	79	3.110	77.8	3.062	34.0	1.339	1.200	.048				
6.747	.266	35.0	1.377	5	8	860.1-0675-034A1-SD	★	8.0	.315	91	3.583	89.8	3.534	53.0	2.087	1.200	.048				
6.747	.266	55.2	2.174	8	8	860.1-0675-055A1-SD	★	8.0	.315	126	4.961	124.8	4.912	84.0	3.307	1.200	.048				
6.800	.268	21.6	.852	3	8	860.1-0680-021A1-SD	★	8.0	.315	79	3.110	77.8	3.062	34.0	1.339	1.200	.049				
6.800	.268	35.2	1.387	5	8	860.1-0680-035A1-SD	★	8.0	.315	91	3.583	89.8	3.534	53.0	2.087	1.200	.049				
6.800	.268	55.6	2.191	8	8	860.1-0680-055A1-SD	★	8.0	.315	126	4.961	124.8	4.912	84.0	3.307	1.200	.049				
6.900	.272	22.0	.865	3	8	860.1-0690-021A1-SD	★	8.0	.315	79	3.110	77.7	3.061	34.0	1.339	1.300	.049				
6.900	.272	35.8	1.408	5	8	860.1-0690-035A1-SD	★	8.0	.315	91	3.583	89.7	3.533	53.0	2.087	1.300	.049				
6.900	.272	56.5	2.223	8	8	860.1-0690-056A1-SD	★	8.0	.315	126	4.961	124.7	4.911	84.0	3.307	1.300	.049				
7.000	.276	22.3	.877	3	8	860.1-0700-022A1-SD	★	8.0	.315	79	3.110	77.7	3.060	34.0	1.339	1.300	.050				
7.000	.276	36.3	1.428	5	8	860.1-0700-036A1-SD	★	8.0	.315	91	3.583	89.7	3.533	53.0	2.087	1.300	.050				
7.000	.276	57.3	2.255	8	8	860.1-0700-057A1-SD	★	8.0	.315	126	4.961	124.7	4.910	84.0	3.307	1.300	.050				
7.100	.280	22.6	.889	3	8	860.1-0710-022A1-SD	★	8.0	.315	79	3.110	77.7	3.059	41.0	1.614	1.300	.051				
7.100	.280	36.8	1.448	5	8	860.1-0710-036A1-SD	★	8.0	.315	91	3.583	89.7	3.532	53.0	2.087	1.300	.051				
7.100	.280	58.1	2.287	8	8	860.1-0710-058A1-SD	★	8.0	.315	126	4.961	124.7	4.910	84.0	3.307	1.300	.051				
7.144	.281	22.7	.894	3	8	860.1-0714-022A1-SD	★	8.0	.315	79	3.110	77.7	3.059	41.0	1.614	1.300	.051				
7.144	.281	37.0	1.457	5	8	860.1-0714-036A1-SD	★	8.0	.315	91	3.583	89.7	3.532	53.0	2.087	1.300	.051				
7.144	.281	58.4	2.300	8	8	860.1-0714-058A1-SD	★	8.0	.315	126	4.961	124.7	4.909	84.0	3.307	1.300	.051				
7.200	.283	22.9	.902	3	8	860.1-0720-022A1-SD	★	8.0	.315	79	3.110	77.7	3.059	41.0	1.614	1.300	.052				
7.200	.283	37.3	1.469	5	8	860.1-0720-037A1-SD	★	8.0	.315	91	3.583	89.7	3.531	53.0	2.087	1.300	.052				
7.200	.283	58.9	2.319	8	8	860.1-0720-058A1-SD	★	8.0	.315	126	4.961	124.7	4.909	84.0	3.307	1.300	.052				
7.300	.287	23.2	.915	3	8	860.1-0730-023A1-SD	★	8.0	.315	79	3.110	77.7	3.058	41.0	1.614	1.300	.052				
7.300	.287	37.8	1.489	5	8	860.1-0730-037A1-SD	★	8.0	.315	91	3.583	89.7	3.530	53.0	2.087	1.300	.052				
7.300	.287	59.7	2.352	8	8	860.1-0730-059A1-SD	★	8.0	.315	126	4.961	124.7	4.908	84.0	3.307	1.300	.052				
7.400	.291	23.6	.927	3	8	860.1-0740-023A1-SD	★	8.0	.315	79	3.110	77.7	3.057	41.0	1.614	1.300	.053				
7.400	.291	38.4	1.510	5	8	860.1-0740-038A1-SD	★	8.0	.315	91	3.583	89.7	3.530	53.0	2.087	1.300	.053				
7.400	.291	60.6	2.384	8	8	860.1-0740-060A1-SD	★	8.0	.315	126	4.961	124.7	4.908	84.0	3.307	1.300	.053				
7.500	.295	23.9	.939	3	8	860.1-0750-023A1-SD	★	8.0	.315	79	3.110	77.6	3.057	41.0	1.614	1.400	.054				
7.500	.295	38.9	1.530	5	8	860.1-0750-038A1-SD	★	8.0	.315	91	3.583	89.6	3.529	53.0	2.087	1.400	.054				
7.500	.295	61.4	2.416	8	8	860.1-0750-061A1-SD	★	8.0	.315	126	4.961	124.6	4.907	84.0	3.307	1.400	.054				

# CoroDrill® 860 solid carbide drill

For Nickel based HRSA alloys

Internal coolant supply

TCDCON H6  
 TCDC M7  
 SIG 140°  
 TCHA H9



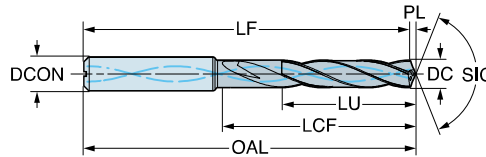
											s		Dimensions, mm, inch									
											SZBM											
DC	DC*	LU	LU*	ULDR	CZG <sub>MS</sub>	Ordering code	DCON <sub>MS</sub>	DCON <sub>MS</sub> *	OAL	OAL"		LF	LF"	LCF	LCF"	PL	PL"					
7.541	.297	24.0	.944	3	8	860.1-0754-023A1-SD	★	8.0	.315	79	3.110	77.6	3.056	41.0	1.614	1.400	.054					
7.541	.297	39.1	1.538	5	8	860.1-0754-039A1-SD	★	8.0	.315	91	3.583	89.6	3.529	53.0	2.087	1.400	.054					
7.541	.297	61.7	2.429	8	8	860.1-0754-061A1-SD	★	8.0	.315	126	4.961	124.6	4.907	84.0	3.307	1.400	.054					
7.600	.299	24.2	.952	3	8	860.1-0760-024A1-SD	★	8.0	.315	79	3.110	77.6	3.056	41.0	1.614	1.400	.054					
7.600	.299	39.4	1.550	5	8	860.1-0760-039A1-SD	★	8.0	.315	91	3.583	89.6	3.528	53.0	2.087	1.400	.054					
7.600	.299	62.2	2.448	8	8	860.1-0760-062A1-SD	★	8.0	.315	126	4.961	124.6	4.906	84.0	3.307	1.400	.054					
7.700	.303	24.5	.965	3	8	860.1-0770-024A1-SD	★	8.0	.315	79	3.110	77.6	3.055	41.0	1.614	1.400	.055					
7.700	.303	39.9	1.571	5	8	860.1-0770-039A1-SD	★	8.0	.315	91	3.583	89.6	3.528	53.0	2.087	1.400	.055					
7.700	.303	63.0	2.480	8	8	860.1-0770-063A1-SD	★	8.0	.315	126	4.961	124.6	4.905	84.0	3.307	1.400	.055					
7.800	.307	24.8	.977	3	8	860.1-0780-024A1-SD	★	8.0	.315	79	3.110	77.6	3.054	41.0	1.614	1.400	.056					
7.800	.307	40.4	1.591	5	8	860.1-0780-040A1-SD	★	8.0	.315	91	3.583	89.6	3.527	53.0	2.087	1.400	.056					
7.800	.307	63.8	2.513	8	8	860.1-0780-063A1-SD	★	8.0	.315	126	4.961	124.6	4.905	84.0	3.307	1.400	.056					
7.900	.311	25.1	.990	3	8	860.1-0790-025A1-SD	★	8.0	.315	79	3.110	77.6	3.054	41.0	1.614	1.400	.057					
7.900	.311	40.9	1.612	5	8	860.1-0790-040A1-SD	★	8.0	.315	91	3.583	89.6	3.526	53.0	2.087	1.400	.057					
7.900	.311	64.6	2.545	8	8	860.1-0790-064A1-SD	★	8.0	.315	126	4.961	124.6	4.904	84.0	3.307	1.400	.057					
7.938	.313	25.3	.994	3	8	860.1-0794-025A1-SD	★	8.0	.315	79	3.110	77.6	3.053	41.0	1.614	1.400	.057					
7.938	.313	41.1	1.620	5	8	860.1-0794-041A1-SD	★	8.0	.315	91	3.583	89.6	3.526	53.0	2.087	1.400	.057					
7.938	.313	65.0	2.557	8	8	860.1-0794-064A1-SD	★	8.0	.315	126	4.961	124.6	4.904	84.0	3.307	1.400	.057					
8.000	.315	25.5	1.002	3	8	860.1-0800-025A1-SD	★	8.0	.315	79	3.110	77.5	3.053	41.0	1.614	1.500	.057					
8.000	.315	41.5	1.632	5	8	860.1-0800-041A1-SD	★	8.0	.315	91	3.583	89.5	3.525	53.0	2.087	1.500	.057					
8.000	.315	65.5	2.577	8	8	860.1-0800-065A1-SD	★	8.0	.315	126	4.961	124.5	4.903	84.0	3.307	1.500	.057					
8.100	.319	25.8	1.015	3	10	860.1-0810-025A1-SD	★	10.0	.394	89	3.504	87.5	3.446	47.0	1.850	1.500	.058					
8.100	.319	42.0	1.652	5	10	860.1-0810-041A1-SD	★	10.0	.394	103	4.055	101.5	3.997	61.0	2.402	1.500	.058					
8.100	.319	66.3	2.609	8	10	860.1-0810-066A1-SD	★	10.0	.394	152	5.984	150.5	5.926	106.0	4.173	1.500	.058					
8.150	.321	25.9	1.021	3	10	860.1-0815-025A1-SD	★	10.0	.394	89	3.504	87.5	3.446	47.0	1.850	1.500	.058					
8.150	.321	42.2	1.663	5	10	860.1-0815-042A1-SD	★	10.0	.394	103	4.055	101.5	3.997	61.0	2.402	1.500	.058					
8.150	.321	66.7	2.625	8	10	860.1-0815-066A1-SD	★	10.0	.394	152	5.984	150.5	5.926	106.0	4.173	1.500	.058					
8.200	.323	26.1	1.027	3	10	860.1-0820-026A1-SD	★	10.0	.394	89	3.504	87.5	3.445	47.0	1.850	1.500	.059					
8.200	.323	42.5	1.673	5	10	860.1-0820-042A1-SD	★	10.0	.394	103	4.055	101.5	3.996	61.0	2.402	1.500	.059					
8.200	.323	67.1	2.641	8	10	860.1-0820-067A1-SD	★	10.0	.394	152	5.984	150.5	5.926	106.0	4.173	1.500	.059					
8.300	.327	26.4	1.040	3	10	860.1-0830-026A1-SD	★	10.0	.394	89	3.504	87.5	3.444	47.0	1.850	1.500	.059					
8.300	.327	43.0	1.693	5	10	860.1-0830-043A1-SD	★	10.0	.394	103	4.055	101.5	3.996	61.0	2.402	1.500	.059					
8.300	.327	67.9	2.674	8	10	860.1-0830-067A1-SD	★	10.0	.394	152	5.984	150.5	5.925	106.0	4.173	1.500	.059					
8.334	.328	26.5	1.044	3	10	860.1-0833-026A1-SD	★	10.0	.394	89	3.504	87.5	3.444	47.0	1.850	1.500	.060					
8.334	.328	43.2	1.700	5	10	860.1-0833-043A1-SD	★	10.0	.394	103	4.055	101.5	3.995	61.0	2.402	1.500	.060					
8.334	.328	68.2	2.683	8	10	860.1-0833-068A1-SD	★	10.0	.394	152	5.984	150.5	5.925	106.0	4.173	1.500	.060					
8.400	.331	26.7	1.052	3	10	860.1-0840-026A1-SD	★	10.0	.394	89	3.504	87.5	3.444	47.0	1.850	1.500	.060					
8.400	.331	43.5	1.714	5	10	860.1-0840-043A1-SD	★	10.0	.394	103	4.055	101.5	3.995	61.0	2.402	1.500	.060					
8.400	.331	68.7	2.706	8	10	860.1-0840-068A1-SD	★	10.0	.394	152	5.984	150.5	5.924	106.0	4.173	1.500	.060					
8.450	.333	26.9	1.059	3	10	860.1-0845-026A1-SD	★	10.0	.394	89	3.504	87.5	3.443	47.0	1.850	1.500	.061					
8.450	.333	43.8	1.724	5	10	860.1-0845-043A1-SD	★	10.0	.394	103	4.055	101.5	3.995	61.0	2.402	1.500	.061					
8.450	.333	69.1	2.722	8	10	860.1-0845-069A1-SD	★	10.0	.394	152	5.984	150.5	5.924	106.0	4.173	1.500	.061					
8.500	.335	27.1	1.065	3	10	860.1-0850-027A1-SD	★	10.0	.394	89	3.504	87.5	3.443	47.0	1.850	1.500	.061					
8.500	.335	44.1	1.734	5	10	860.1-0850-044A1-SD	★	10.0	.394	103	4.055	101.5	3.994	61.0	2.402	1.500	.061					
8.500	.335	69.6	2.738	8	10	860.1-0850-069A1-SD	★	10.0	.394	152	5.984	150.5	5.923	106.0	4.173	1.500	.061					
8.600	.339	27.4	1.078	3	10	860.1-0860-027A1-SD	★	10.0	.394	89	3.504	87.4	3.442	47.0	1.850	1.600	.062					
8.600	.339	44.6	1.755	5	10	860.1-0860-044A1-SD	★	10.0	.394	103	4.055	101.4	3.994	61.0	2.402	1.600	.062					
8.600	.339	70.4	2.770	8	10	860.1-0860-070A1-SD	★	10.0	.394	152	5.984	150.4	5.923	106.0	4.173	1.600	.062					
8.650	.341	27.5	1.083	3	10	860.1-0865-027A1-SD	★	10.0	.394	89	3.504	87.4	3.442	47.0	1.850	1.600	.062					
8.650	.341	44.8	1.765	5	10	860.1-0865-044A1-SD	★	10.0	.394	103	4.055	101.4	3.993	61.0	2.402	1.600	.062					
8.650	.341	70.8	2.786	8	10	860.1-0865-070A1-SD	★	10.0	.394	152	5.984	150.4	5.922	106.0	4.173	1.600	.062					
8.700	.343	27.7	1.090	3	10	860.1-0870-027A1-SD	★	10.0	.394	89	3.504	87.4	3.442	47.0	1.850	1.600	.062					
8.700	.343	45.1	1.775	5	10	860.1-0870-045A1-SD	★	10.0	.394	103	4.055	101.4	3.993	61.0	2.402	1.600	.062					
8.700	.343	71.2	2.802	8	10	860.1-0870-071A1-SD	★	10.0	.394	152	5.984	150.4	5.922	106.0	4.173	1.600	.062					

# CoroDrill® 860 solid carbide drill

For Nickel based HRSA alloys

Internal coolant supply

TCD CON H6  
 TCD C M7  
 SIG 140°  
 TCHA H9



											s	Dimensions, mm, inch									
											SZBM										
DC	DC*	LU	LU*	ULDR	CZC <sub>MS</sub>	Ordering code	DCON <sub>MS</sub>	DCON <sub>MS</sub> "	OAL	OAL"		LF	LF*	LCF	LCF*	PL	PL"				
8.731	.344	27.8	1.094	3	10	860.1-0873-027A1-SD	★	10.0	.394	89	3.504	87.4	3.441	47.0	1.850	1.600	.063				
8.731	.344	45.2	1.781	5	10	860.1-0873-045A1-SD	★	10.0	.394	103	4.055	101.4	3.993	61.0	2.402	1.600	.063				
8.731	.344	71.4	2.812	8	10	860.1-0873-071A1-SD	★	10.0	.394	152	5.984	150.4	5.922	106.0	4.173	1.600	.063				
8.800	.346	28.0	1.102	3	10	860.1-0880-028A1-SD	★	10.0	.394	89	3.504	87.4	3.441	47.0	1.850	1.600	.063				
8.800	.346	45.6	1.795	5	10	860.1-0880-045A1-SD	★	10.0	.394	103	4.055	101.4	3.992	61.0	2.402	1.600	.063				
8.800	.346	72.0	2.835	8	10	860.1-0880-072A1-SD	★	10.0	.394	152	5.984	150.4	5.921	106.0	4.173	1.600	.063				
8.850	.348	28.2	1.109	3	10	860.1-0885-028A1-SD	★	10.0	.394	89	3.504	87.4	3.441	47.0	1.850	1.600	.063				
8.850	.348	45.9	1.806	5	10	860.1-0885-045A1-SD	★	10.0	.394	103	4.055	101.4	3.992	61.0	2.402	1.600	.063				
8.850	.348	72.4	2.851	8	10	860.1-0885-072A1-SD	★	10.0	.394	152	5.984	150.4	5.921	106.0	4.173	1.600	.063				
8.900	.350	28.3	1.115	3	10	860.1-0890-028A1-SD	★	10.0	.394	89	3.504	87.4	3.440	47.0	1.850	1.600	.064				
8.900	.350	46.1	1.816	5	10	860.1-0890-046A1-SD	★	10.0	.394	103	4.055	101.4	3.991	61.0	2.402	1.600	.064				
8.900	.350	72.8	2.867	8	10	860.1-0890-072A1-SD	★	10.0	.394	152	5.984	150.4	5.920	106.0	4.173	1.600	.064				
9.000	.354	28.6	1.128	3	10	860.1-0900-028A1-SD	★	10.0	.394	89	3.504	87.4	3.439	47.0	1.850	1.600	.064				
9.000	.354	46.6	1.836	5	10	860.1-0900-046A1-SD	★	10.0	.394	103	4.055	101.4	3.991	61.0	2.402	1.600	.064				
9.000	.354	73.6	2.899	8	10	860.1-0900-073A1-SD	★	10.0	.394	152	5.984	150.4	5.920	106.0	4.173	1.600	.064				
9.100	.358	29.0	1.140	3	10	860.1-0910-028A1-SD	★	10.0	.394	89	3.504	87.3	3.439	47.0	1.850	1.700	.065				
9.100	.358	47.2	1.857	5	10	860.1-0910-047A1-SD	★	10.0	.394	103	4.055	101.3	3.990	61.0	2.402	1.700	.065				
9.100	.358	74.5	2.932	8	10	860.1-0910-074A1-SD	★	10.0	.394	152	5.984	150.3	5.919	106.0	4.173	1.700	.065				
9.128	.359	29.1	1.144	3	10	860.1-0913-029A1-SD	★	10.0	.394	89	3.504	87.3	3.439	47.0	1.850	1.700	.065				
9.128	.359	47.3	1.863	5	10	860.1-0913-047A1-SD	★	10.0	.394	103	4.055	101.3	3.990	61.0	2.402	1.700	.065				
9.128	.359	74.7	2.941	8	10	860.1-0913-074A1-SD	★	10.0	.394	152	5.984	150.3	5.919	106.0	4.173	1.700	.065				
9.200	.362	29.3	1.152	3	10	860.1-0920-029A1-SD	★	10.0	.394	89	3.504	87.3	3.438	47.0	1.850	1.700	.066				
9.200	.362	47.5	1.870	5	10	860.1-0920-047A1-SD	★	10.0	.394	103	4.055	101.3	3.989	61.0	2.402	1.700	.066				
9.200	.362	75.3	2.963	8	10	860.1-0920-075A1-SD	★	10.0	.394	152	5.984	150.3	5.918	106.0	4.173	1.700	.066				
9.300	.366	29.6	1.165	3	10	860.1-0930-029A1-SD	★	10.0	.394	89	3.504	87.3	3.437	47.0	1.850	1.700	.067				
9.300	.366	47.4	1.866	5	10	860.1-0930-047A1-SD	★	10.0	.394	103	4.055	101.3	3.989	61.0	2.402	1.700	.067				
9.300	.366	76.1	2.996	8	10	860.1-0930-076A1-SD	★	10.0	.394	152	5.984	150.3	5.918	106.0	4.173	1.700	.067				
9.400	.370	29.9	1.178	3	10	860.1-0940-029A1-SD	★	10.0	.394	89	3.504	87.3	3.437	47.0	1.850	1.700	.067				
9.400	.370	47.4	1.866	5	10	860.1-0940-047A1-SD	★	10.0	.394	103	4.055	101.3	3.988	61.0	2.402	1.700	.067				
9.400	.370	76.9	3.028	8	10	860.1-0940-076A1-SD	★	10.0	.394	152	5.984	150.3	5.917	106.0	4.173	1.700	.067				
9.500	.374	30.2	1.190	3	10	860.1-0950-030A1-SD	★	10.0	.394	89	3.504	87.3	3.436	47.0	1.850	1.700	.068				
9.500	.374	47.3	1.862	4	10	860.1-0950-047A1-SD	★	10.0	.394	103	4.055	101.3	3.987	61.0	2.402	1.700	.068				
9.500	.374	77.7	3.060	8	10	860.1-0950-077A1-SD	★	10.0	.394	152	5.984	150.3	5.916	106.0	4.173	1.700	.068				
9.520	.375	30.3	1.193	3	10	860.1-0952-030A1-SD	★	10.0	.394	89	3.504	87.3	3.436	47.0	1.850	1.700	.068				
9.520	.375	47.3	1.862	4	10	860.1-0952-047A1-SD	★	10.0	.394	103	4.055	101.3	3.987	61.0	2.402	1.700	.068				
9.520	.375	77.9	3.067	8	10	860.1-0952-077A1-SD	★	10.0	.394	152	5.984	150.3	5.916	106.0	4.173	1.700	.068				
9.525	.375	30.3	1.194	3	10	860.1-0953-030A1-SD	★	10.0	.394	89	3.504	87.3	3.436	47.0	1.850	1.700	.068				
9.525	.375	47.3	1.862	4	10	860.1-0953-047A1-SD	★	10.0	.394	103	4.055	101.3	3.987	61.0	2.402	1.700	.068				
9.525	.375	78.0	3.070	8	10	860.1-0953-077A1-SD	★	10.0	.394	152	5.984	150.3	5.916	106.0	4.173	1.700	.068				
9.550	.376	30.4	1.196	3	10	860.1-0955-030A1-SD	★	10.0	.394	89	3.504	87.3	3.436	47.0	1.850	1.700	.068				
9.550	.376	47.2	1.858	4	10	860.1-0955-047A1-SD	★	10.0	.394	103	4.055	101.3	3.987	61.0	2.402	1.700	.068				
9.550	.376	78.1	3.076	8	10	860.1-0955-078A1-SD	★	10.0	.394	152	5.984	150.3	5.916	106.0	4.173	1.700	.068				
9.600	.378	30.6	1.203	3	10	860.1-0960-030A1-SD	★	10.0	.394	89	3.504	87.3	3.435	47.0	1.850	1.700	.069				
9.600	.378	47.2	1.858	4	10	860.1-0960-047A1-SD	★	10.0	.394	103	4.055	101.3	3.986	61.0	2.402	1.700	.069				
9.600	.378	78.6	3.093	8	10	860.1-0960-078A1-SD	★	10.0	.394	152	5.984	150.3	5.915	106.0	4.173	1.700	.069				
9.700	.382	30.9	1.215	3	10	860.1-0970-030A1-SD	★	10.0	.394	89	3.504	87.2	3.434	47.0	1.850	1.800	.069				
9.700	.382	47.1	1.854	4	10	860.1-0970-047A1-SD	★	10.0	.394	103	4.055	101.2	3.986	61.0	2.402	1.800	.069				
9.700	.382	79.4	3.125	8	10	860.1-0970-079A1-SD	★	10.0	.394	152	5.984	150.2	5.915	106.0	4.173	1.800	.069				
9.800	.386	31.2	1.228	3	10	860.1-0980-031A1-SD	★	10.0	.394	89	3.504	87.2	3.434	47.0	1.850	1.800	.070				
9.800	.386	47.0	1.850	4	10	860.1-0980-047A1-SD	★	10.0	.394	103	4.055	101.2	3.985	61.0	2.402	1.800	.070				
9.800	.386	80.2	3.157	8	10	860.1-0980-080A1-SD	★	10.0	.394	152	5.984	150.2	5.914	106.0	4.173	1.800	.070				
9.900	.390	31.5	1.240	3	10	860.1-0990-031A1-SD	★	10.0	.394	89	3.504	87.2	3.433	47.0	1.850	1.800	.071				
9.900	.390	47.0	1.850	4	10	860.1-0990-047A1-SD	★	10.0	.394	103	4.055	101.2	3.984	61.0	2.402	1.800	.071				
9.900	.390	81.0	3.189	8	10	860.1-0990-081A1-SD	★	10.0	.394	152	5.984	150.2	5.913	106.0	4.173	1.800	.071				

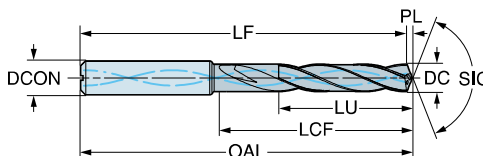



# CoroDrill® 860 solid carbide drill

For Nickel based HRSA alloys

Internal coolant supply

TCD CON H6  
 TCDC M7  
 SIG 140°  
 TCHA H9



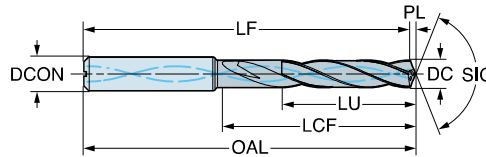
											s	Dimensions, mm, inch									
											SZBM										
DC	DC*	LU	LU*	ULDR	CZG <sub>MS</sub>	Ordering code	DCON <sub>MS</sub>	DCON <sub>MS</sub> *	OAL	OAL"		LF	LF"	LCF	LCF"	PL	PL"				
9.922	.391	31.6	1.243	3	10	860.1-0992-031A1-SD	★	10.0	.394	89	3.504	87.2	3.433	47.0	1.850	1.800	.071				
9.922	.391	47.0	1.850	4	10	860.1-0992-047A1-SD	★	10.0	.394	103	4.055	101.2	3.984	61.0	2.402	1.800	.071				
9.922	.391	81.2	3.196	8	10	860.1-0992-081A1-SD	★	10.0	.394	152	5.984	150.2	5.913	106.0	4.173	1.800	.071				
10.00	.394	31.8	1.253	3	10	860.1-1000-031A1-SD	★	10.0	.394	89	3.504	87.2	3.432	47.0	1.850	1.800	.072				
10.00	.394	46.9	1.846	4	10	860.1-1000-046A1-SD	★	10.0	.394	103	4.055	101.2	3.983	61.0	2.402	1.800	.072				
10.00	.394	81.8	3.221	8	10	860.1-1000-081A1-SD	★	10.0	.394	152	5.984	150.2	5.913	106.0	4.173	1.800	.072				
10.10	.398	32.1	1.265	3	12	860.1-1010-032A1-SD	★	12.0	.472	102	4.016	100.2	3.943	55.0	2.165	1.800	.072				
10.10	.398	52.3	2.061	5	12	860.1-1010-052A1-SD	★	12.0	.472	118	4.646	116.2	4.573	71.0	2.795	1.800	.072				
10.10	.398	82.6	3.254	8	12	860.1-1010-082A1-SD	★	12.0	.472	180	7.087	178.2	7.014	128.0	5.039	1.800	.072				
10.20	.402	32.5	1.278	3	12	860.1-1020-032A1-SD	★	12.0	.472	102	4.016	100.1	3.943	55.0	2.165	1.900	.073				
10.20	.402	52.9	2.081	5	12	860.1-1020-052A1-SD	★	12.0	.472	118	4.646	116.1	4.573	71.0	2.795	1.900	.073				
10.20	.402	83.5	3.286	8	12	860.1-1020-083A1-SD	★	12.0	.472	180	7.087	178.1	7.014	128.0	5.039	1.900	.073				
10.30	.406	32.8	1.290	3	12	860.1-1030-032A1-SD	★	12.0	.472	102	4.016	100.1	3.942	55.0	2.165	1.900	.074				
10.30	.406	53.4	2.101	5	12	860.1-1030-053A1-SD	★	12.0	.472	118	4.646	116.1	4.572	71.0	2.795	1.900	.074				
10.30	.406	84.3	3.318	8	12	860.1-1030-084A1-SD	★	12.0	.472	180	7.087	178.1	7.013	128.0	5.039	1.900	.074				
10.31	.406	32.8	1.293	3	12	860.1-1032-032A1-SD	★	12.0	.472	102	4.016	100.1	3.942	55.0	2.165	1.900	.074				
10.31	.406	53.5	2.106	5	12	860.1-1032-053A1-SD	★	12.0	.472	118	4.646	116.1	4.572	71.0	2.795	1.900	.074				
10.31	.406	84.4	3.324	8	12	860.1-1032-084A1-SD	★	12.0	.472	180	7.087	178.1	7.013	128.0	5.039	1.900	.074				
10.40	.409	33.1	1.303	3	12	860.1-1040-033A1-SD	★	12.0	.472	102	4.016	100.1	3.941	55.0	2.165	1.900	.075				
10.40	.409	53.9	2.122	5	12	860.1-1040-053A1-SD	★	12.0	.472	118	4.646	116.1	4.571	71.0	2.795	1.900	.075				
10.40	.409	85.1	3.350	8	12	860.1-1040-085A1-SD	★	12.0	.472	180	7.087	178.1	7.012	128.0	5.039	1.900	.075				
10.45	.411	33.3	1.309	3	12	860.1-1045-033A1-SD	★	12.0	.472	102	4.016	100.1	3.941	55.0	2.165	1.900	.075				
10.45	.411	54.2	2.132	5	12	860.1-1045-054A1-SD	★	12.0	.472	118	4.646	116.1	4.571	71.0	2.795	1.900	.075				
10.45	.411	85.5	3.366	8	12	860.1-1045-085A1-SD	★	12.0	.472	180	7.087	178.1	7.012	128.0	5.039	1.900	.075				
10.50	.413	33.4	1.315	3	12	860.1-1050-033A1-SD	★	12.0	.472	102	4.016	100.1	3.941	55.0	2.165	1.900	.075				
10.50	.413	54.4	2.142	5	12	860.1-1050-054A1-SD	★	12.0	.472	118	4.646	116.1	4.570	71.0	2.795	1.900	.075				
10.50	.413	85.9	3.382	8	12	860.1-1050-085A1-SD	★	12.0	.472	180	7.087	178.1	7.011	128.0	5.039	1.900	.075				
10.60	.417	33.7	1.328	3	12	860.1-1060-033A1-SD	★	12.0	.472	102	4.016	100.1	3.940	55.0	2.165	1.900	.076				
10.60	.417	54.9	2.163	5	12	860.1-1060-054A1-SD	★	12.0	.472	118	4.646	116.1	4.570	71.0	2.795	1.900	.076				
10.60	.417	86.7	3.415	8	12	860.1-1060-086A1-SD	★	12.0	.472	180	7.087	178.1	7.011	128.0	5.039	1.900	.076				
10.70	.421	34.1	1.341	3	12	860.1-1070-034A1-SD	★	12.0	.472	102	4.016	100.1	3.939	55.0	2.165	1.900	.077				
10.70	.421	55.5	2.183	5	12	860.1-1070-055A1-SD	★	12.0	.472	118	4.646	116.1	4.569	71.0	2.795	1.900	.077				
10.70	.421	87.6	3.447	8	12	860.1-1070-087A1-SD	★	12.0	.472	180	7.087	178.1	7.010	128.0	5.039	1.900	.077				
10.71	.422	34.1	1.343	3	12	860.1-1072-034A1-SD	★	12.0	.472	102	4.016	100.0	3.939	55.0	2.165	2.000	.077				
10.71	.422	55.5	2.185	5	12	860.1-1072-055A1-SD	★	12.0	.472	118	4.646	116.0	4.569	71.0	2.795	2.000	.077				
10.71	.422	87.7	3.453	8	12	860.1-1072-087A1-SD	★	12.0	.472	180	7.087	178.0	7.010	128.0	5.039	2.000	.077				
10.80	.425	34.4	1.353	3	12	860.1-1080-034A1-SD	★	12.0	.472	102	4.016	100.0	3.938	55.0	2.165	2.000	.077				
10.80	.425	55.5	2.185	5	12	860.1-1080-055A1-SD	★	12.0	.472	118	4.646	116.0	4.568	71.0	2.795	2.000	.077				
10.80	.425	88.4	3.479	8	12	860.1-1080-088A1-SD	★	12.0	.472	180	7.087	178.0	7.009	128.0	5.039	2.000	.077				
10.90	.429	34.7	1.365	3	12	860.1-1090-034A1-SD	★	12.0	.472	102	4.016	100.0	3.938	55.0	2.165	2.000	.078				
10.90	.429	55.4	2.181	5	12	860.1-1090-055A1-SD	★	12.0	.472	118	4.646	116.0	4.568	71.0	2.795	2.000	.078				
10.90	.429	89.2	3.511	8	12	860.1-1090-089A1-SD	★	12.0	.472	180	7.087	178.0	7.009	128.0	5.039	2.000	.078				
11.00	.433	35.0	1.378	3	12	860.1-1100-035A1-SD	★	12.0	.472	102	4.016	100.0	3.937	55.0	2.165	2.000	.079				
11.00	.433	55.3	2.177	5	12	860.1-1100-055A1-SD	★	12.0	.472	118	4.646	116.0	4.567	71.0	2.795	2.000	.079				
11.00	.433	90.0	3.543	8	12	860.1-1100-090A1-SD	★	12.0	.472	180	7.087	178.0	7.008	128.0	5.039	2.000	.079				
11.10	.437	35.3	1.391	3	12	860.1-1110-035A1-SD	★	12.0	.472	102	4.016	100.0	3.936	55.0	2.165	2.000	.080				
11.10	.437	55.2	2.173	4	12	860.1-1110-055A1-SD	★	12.0	.472	118	4.646	116.0	4.566	71.0	2.795	2.000	.080				
11.10	.437	90.8	3.576	8	12	860.1-1110-090A1-SD	★	12.0	.472	180	7.087	178.0	7.007	128.0	5.039	2.000	.080				
11.11	.438	35.4	1.392	3	12	860.1-1111-035A1-SD	★	12.0	.472	102	4.016	100.0	3.936	55.0	2.165	2.000	.080				
11.11	.438	55.2	2.173	4	12	860.1-1111-055A1-SD	★	12.0	.472	118	4.646	116.0	4.566	71.0	2.795	2.000	.080				
11.11	.438	90.9	3.579	8	12	860.1-1111-090A1-SD	★	12.0	.472	180	7.087	178.0	7.007	128.0	5.039	2.000	.080				
11.20	.441	35.6	1.403	3	12	860.1-1120-035A1-SD	★	12.0	.472	102	4.016	100.0	3.936	55.0	2.165	2.000	.080				
11.20	.441	55.1	2.169	4	12	860.1-1120-055A1-SD	★	12.0	.472	118	4.646	116.0	4.565	71.0	2.795	2.000	.080				
11.20	.441	91.6	3.608	8	12	860.1-1120-091A1-SD	★	12.0	.472	180	7.087	178.0	7.006	128.0	5.039	2.000	.080				

# CoroDrill® 860 solid carbide drill

For Nickle based HRSA alloys

Internal coolant supply

TCDCON H6  
 TCDC M7  
 SIG 140°  
 TCHA H9



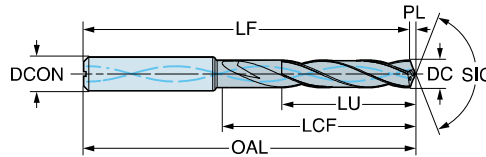
												s		Dimensions, mm, inch									
												SZBM											
DC	DC*	LU	LU*	ULDR	CZC <sub>MS</sub>	Ordering code	DCON <sub>MS</sub>	DCON <sub>MS</sub> "	OAL	OAL"	LF		LF*	LCF	LCF*	PL	PL"						
11.30	.445	36.0	1.416	3	12	860.1-1130-035A1-SD	★	12.0	.472	102	4.016	99.9	3.935	55.0	2.165	2.100	.081						
11.30	.445	55.1	2.169	4	12	860.1-1130-055A1-SD	★	12.0	.472	118	4.646	115.9	4.565	71.0	2.795	2.100	.081						
11.30	.445	92.5	3.640	8	12	860.1-1130-092A1-SD	★	12.0	.472	180	7.087	177.9	7.006	128.0	5.039	2.100	.081						
11.40	.449	36.3	1.428	3	12	860.1-1140-036A1-SD	★	12.0	.472	102	4.016	99.9	3.934	55.0	2.165	2.100	.082						
11.40	.449	55.0	2.165	4	12	860.1-1140-055A1-SD	★	12.0	.472	118	4.646	115.9	4.564	71.0	2.795	2.100	.082						
11.40	.449	93.3	3.672	8	12	860.1-1140-093A1-SD	★	12.0	.472	180	7.087	177.9	7.005	128.0	5.039	2.100	.082						
11.50	.453	36.6	1.441	3	12	860.1-1150-036A1-SD	★	12.0	.472	102	4.016	99.9	3.933	55.0	2.165	2.100	.082						
11.50	.453	54.9	2.161	4	12	860.1-1150-054A1-SD	★	12.0	.472	118	4.646	115.9	4.563	71.0	2.795	2.100	.082						
11.50	.453	94.1	3.704	8	12	860.1-1150-094A1-SD	★	12.0	.472	180	7.087	177.9	7.004	128.0	5.039	2.100	.082						
11.50	.453	36.6	1.442	3	12	860.1-1151-036A1-SD	★	12.0	.472	102	4.016	99.9	3.933	55.0	2.165	2.100	.082						
11.50	.453	54.9	2.161	4	12	860.1-1151-054A1-SD	★	12.0	.472	118	4.646	115.9	4.563	71.0	2.795	2.100	.082						
11.50	.453	94.2	3.707	8	12	860.1-1151-094A1-SD	★	12.0	.472	180	7.087	177.9	7.004	128.0	5.039	2.100	.082						
11.60	.457	36.9	1.453	3	12	860.1-1160-036A1-SD	★	12.0	.472	102	4.016	99.9	3.933	55.0	2.165	2.100	.083						
11.60	.457	54.8	2.157	4	12	860.1-1160-054A1-SD	★	12.0	.472	118	4.646	115.9	4.563	71.0	2.795	2.100	.083						
11.60	.457	94.9	3.737	8	12	860.1-1160-094A1-SD	★	12.0	.472	180	7.087	177.9	7.004	128.0	5.039	2.100	.083						
11.70	.461	37.2	1.466	3	12	860.1-1170-037A1-SD	★	12.0	.472	102	4.016	99.9	3.932	55.0	2.165	2.100	.084						
11.70	.461	54.8	2.157	4	12	860.1-1170-054A1-SD	★	12.0	.472	118	4.646	115.9	4.562	71.0	2.795	2.100	.084						
11.70	.461	95.7	3.769	8	12	860.1-1170-095A1-SD	★	12.0	.472	180	7.087	177.9	7.003	128.0	5.039	2.100	.084						
11.80	.465	37.6	1.478	3	12	860.1-1180-037A1-SD	★	12.0	.472	102	4.016	99.9	3.931	55.0	2.165	2.100	.085						
11.80	.465	54.7	2.154	4	12	860.1-1180-054A1-SD	★	12.0	.472	118	4.646	115.9	4.561	71.0	2.795	2.100	.085						
11.80	.465	96.6	3.801	8	12	860.1-1180-096A1-SD	★	12.0	.472	180	7.087	177.9	7.002	128.0	5.039	2.100	.085						
11.90	.469	37.9	1.491	3	12	860.1-1190-037A1-SD	★	12.0	.472	102	4.016	99.8	3.930	55.0	2.165	2.200	.085						
11.90	.469	54.6	2.150	4	12	860.1-1190-054A1-SD	★	12.0	.472	118	4.646	115.8	4.560	71.0	2.795	2.200	.085						
11.90	.469	97.4	3.833	8	12	860.1-1190-097A1-SD	★	12.0	.472	180	7.087	177.8	7.001	128.0	5.039	2.200	.085						
12.00	.472	38.2	1.503	3	12	860.1-1200-038A1-SD	★	12.0	.472	102	4.016	99.8	3.930	55.0	2.165	2.200	.086						
12.00	.472	54.6	2.150	4	12	860.1-1200-054A1-SD	★	12.0	.472	118	4.646	115.8	4.560	71.0	2.795	2.200	.086						
12.00	.472	98.2	3.865	8	12	860.1-1200-098A1-SD	★	12.0	.472	180	7.087	177.8	7.001	128.0	5.039	2.200	.086						
12.10	.476	38.5	1.516	3	14	860.1-1210-038A1-SD	★	14.0	.551	107	4.213	104.8	4.126	60.0	2.362	2.200	.087						
12.10	.476	59.7	2.350	4	14	860.1-1210-059A1-SD	★	14.0	.551	124	4.882	121.8	4.795	77.0	3.032	2.200	.087						
12.10	.476	99.0	3.898	8	14	860.1-1210-099A1-SD	★	14.0	.551	202	7.953	199.8	7.866	151.0	5.945	2.200	.087						
12.20	.480	38.8	1.528	3	14	860.1-1220-038A1-SD	★	14.0	.551	107	4.213	104.8	4.125	60.0	2.362	2.200	.087						
12.20	.480	59.6	2.346	4	14	860.1-1220-059A1-SD	★	14.0	.551	124	4.882	121.8	4.794	77.0	3.032	2.200	.087						
12.20	.480	99.8	3.930	8	14	860.1-1220-099A1-SD	★	14.0	.551	202	7.953	199.8	7.865	151.0	5.945	2.200	.087						
12.30	.484	39.1	1.541	3	14	860.1-1230-039A1-SD	★	14.0	.551	107	4.213	104.8	4.124	60.0	2.362	2.200	.088						
12.30	.484	59.5	2.343	4	14	860.1-1230-059A1-SD	★	14.0	.551	124	4.882	121.8	4.794	77.0	3.032	2.200	.088						
12.30	.484	100.6	3.962	8	14	860.1-1230-100A1-SD	★	14.0	.551	202	7.953	199.8	7.865	151.0	5.945	2.200	.088						
12.40	.488	39.5	1.554	3	14	860.1-1240-039A1-SD	★	14.0	.551	107	4.213	104.7	4.124	60.0	2.362	2.300	.089						
12.40	.488	59.4	2.339	4	14	860.1-1240-059A1-SD	★	14.0	.551	124	4.882	121.7	4.793	77.0	3.032	2.300	.089						
12.40	.488	101.5	3.994	8	14	860.1-1240-101A1-SD	★	14.0	.551	202	7.953	199.7	7.864	151.0	5.945	2.300	.089						
12.50	.492	39.8	1.566	3	14	860.1-1250-039A1-SD	★	14.0	.551	107	4.213	104.7	4.123	60.0	2.362	2.300	.090						
12.50	.492	59.4	2.339	4	14	860.1-1250-059A1-SD	★	14.0	.551	124	4.882	121.7	4.792	77.0	3.032	2.300	.090						
12.50	.492	102.3	4.026	8	14	860.1-1250-102A1-SD	★	14.0	.551	202	7.953	199.7	7.863	151.0	5.945	2.300	.090						
12.60	.496	40.1	1.578	3	14	860.1-1260-040A1-SD	★	14.0	.551	107	4.213	104.7	4.122	60.0	2.362	2.300	.090						
12.60	.496	59.3	2.335	4	14	860.1-1260-059A1-SD	★	14.0	.551	124	4.882	121.7	4.792	77.0	3.032	2.300	.090						
12.60	.496	103.1	4.059	8	14	860.1-1260-103A1-SD	★	14.0	.551	202	7.953	199.7	7.862	151.0	5.945	2.300	.090						
12.70	.500	40.4	1.591	3	14	860.1-1270-040A1-SD	★	14.0	.551	107	4.213	104.7	4.122	60.0	2.362	2.300	.091						
12.70	.500	59.2	2.331	4	14	860.1-1270-059A1-SD	★	14.0	.551	124	4.882	121.7	4.791	77.0	3.032	2.300	.091						
12.70	.500	103.9	4.091	8	14	860.1-1270-103A1-SD	★	14.0	.551	202	7.953	199.7	7.862	151.0	5.945	2.300	.091						
12.80	.504	40.7	1.604	3	14	860.1-1280-040A1-SD	★	14.0	.551	107	4.213	104.7	4.121	60.0	2.362	2.300	.092						
12.80	.504	59.1	2.327	4	14	860.1-1280-059A1-SD	★	14.0	.551	124	4.882	121.7	4.790	77.0	3.032	2.300	.092						
12.80	.504	104.7	4.123	8	14	860.1-1280-104A1-SD	★	14.0	.551	202	7.953	199.7	7.861	151.0	5.945	2.300	.092						
12.90	.508	41.1	1.616	3	14	860.1-1290-041A1-SD	★	14.0	.551	107	4.213	104.7	4.120	60.0	2.362	2.300	.092						
12.90	.508	59.0	2.323	4	14	860.1-1290-059A1-SD	★	14.0	.551	124	4.882	121.7	4.789	77.0	3.032	2.300	.092						
12.90	.508	105.6	4.156	8	14	860.1-1290-105A1-SD	★	14.0	.551	202	7.953	199.7	7.860	151.0	5.945	2.300	.092						

# CoroDrill® 860 solid carbide drill

For Nickel based HRSA alloys

Internal coolant supply

TCDCON H6  
 TCDC M7  
 SIG 140°  
 TCHA H9



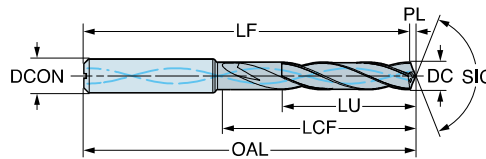
												s Dimensions, mm, inch									
												DCON <sub>MS</sub>	DCON <sub>MS</sub> <sup>*</sup>	OAL	OAL <sup>''</sup>	LF	LF <sup>''</sup>	LCF	LCF <sup>''</sup>	PL	PL <sup>''</sup>
DC	DC <sup>*</sup>	LU	LU <sup>*</sup>	ULDR	CZG <sub>MS</sub>	Ordering code	SZBM														
13.00	.512	41.4	1.629	3	14	860.1-1300-041A1-SD	★	14.0	.551	107	4.213	104.6	4.119	60.0	2.362	2.400	.093				
13.00	.512	59.0	2.323	4	14	860.1-1300-059A1-SD	★	14.0	.551	124	4.882	121.6	4.789	77.0	3.032	2.400	.093				
13.00	.512	106.4	4.188	8	14	860.1-1300-106A1-SD	★	14.0	.551	202	7.953	199.6	7.860	151.0	5.945	2.400	.093				
13.10	.516	41.7	1.641	3	14	860.1-1310-041A1-SD	★	14.0	.551	107	4.213	104.6	4.119	60.0	2.362	2.400	.094				
13.10	.516	58.9	2.319	4	14	860.1-1310-058A1-SD	★	14.0	.551	124	4.882	121.6	4.788	77.0	3.032	2.400	.094				
13.10	.516	107.2	4.220	8	14	860.1-1310-107A1-SD	★	14.0	.551	202	7.953	199.6	7.859	151.0	5.945	2.400	.094				
13.25	.522	41.8	1.646	3	14	860.1-1325-041A1-SD	★	14.0	.551	107	4.213	104.6	4.118	60.0	2.362	2.400	.095				
13.25	.522	58.8	2.315	4	14	860.1-1325-058A1-SD	★	14.0	.551	124	4.882	121.6	4.787	77.0	3.032	2.400	.095				
13.25	.522	108.4	4.268	8	14	860.1-1325-108A1-SD	★	14.0	.551	202	7.953	199.6	7.858	151.0	5.945	2.400	.095				
13.30	.524	41.7	1.642	3	14	860.1-1330-041A1-SD	★	14.0	.551	107	4.213	104.6	4.117	60.0	2.362	2.400	.095				
13.30	.524	58.7	2.311	4	14	860.1-1330-058A1-SD	★	14.0	.551	124	4.882	121.6	4.787	77.0	3.032	2.400	.095				
13.30	.524	108.8	4.284	8	14	860.1-1330-108A1-SD	★	14.0	.551	202	7.953	199.6	7.857	151.0	5.945	2.400	.095				
13.49	.531	41.6	1.638	3	14	860.1-1349-041A1-SD	★	14.0	.551	107	4.213	104.5	4.116	60.0	2.362	2.500	.097				
13.49	.531	58.6	2.307	4	14	860.1-1349-058A1-SD	★	14.0	.551	124	4.882	121.5	4.785	77.0	3.032	2.500	.097				
13.49	.531	110.4	4.345	8	14	860.1-1349-110A1-SD	★	14.0	.551	202	7.953	199.5	7.856	151.0	5.945	2.500	.097				
13.50	.531	41.6	1.638	3	14	860.1-1350-041A1-SD	★	14.0	.551	107	4.213	104.5	4.116	60.0	2.362	2.500	.097				
13.50	.531	58.6	2.307	4	14	860.1-1350-058A1-SD	★	14.0	.551	124	4.882	121.5	4.785	77.0	3.032	2.500	.097				
13.50	.531	110.5	4.349	8	14	860.1-1350-110A1-SD	★	14.0	.551	202	7.953	199.5	7.856	151.0	5.945	2.500	.097				
13.70	.539	41.4	1.630	3	14	860.1-1370-041A1-SD	★	14.0	.551	107	4.213	104.5	4.114	60.0	2.362	2.500	.098				
13.70	.539	58.4	2.299	4	14	860.1-1370-058A1-SD	★	14.0	.551	124	4.882	121.5	4.784	77.0	3.032	2.500	.098				
13.70	.539	112.1	4.413	8	14	860.1-1370-112A1-SD	★	14.0	.551	202	7.953	199.5	7.855	151.0	5.945	2.500	.098				
13.75	.541	41.4	1.630	3	14	860.1-1375-041A1-SD	★	14.0	.551	107	4.213	104.5	4.114	60.0	2.362	2.500	.099				
13.75	.541	58.4	2.299	4	14	860.1-1375-058A1-SD	★	14.0	.551	124	4.882	121.5	4.783	77.0	3.032	2.500	.099				
13.75	.541	112.5	4.429	8	14	860.1-1375-112A1-SD	★	14.0	.551	202	7.953	199.5	7.854	151.0	5.945	2.500	.099				
13.80	.543	41.4	1.630	3	14	860.1-1380-041A1-SD	★	14.0	.551	107	4.213	104.5	4.114	60.0	2.362	2.500	.099				
13.80	.543	58.4	2.299	4	14	860.1-1380-058A1-SD	★	14.0	.551	124	4.882	121.5	4.783	77.0	3.032	2.500	.099				
13.80	.543	112.9	4.445	8	14	860.1-1380-112A1-SD	★	14.0	.551	202	7.953	199.5	7.854	151.0	5.945	2.500	.099				
13.89	.547	41.3	1.626	2	14	860.1-1389-041A1-SD	★	14.0	.551	107	4.213	104.5	4.113	60.0	2.362	2.500	.100				
13.89	.547	58.3	2.295	4	14	860.1-1389-058A1-SD	★	14.0	.551	124	4.882	121.5	4.782	77.0	3.032	2.500	.100				
13.89	.547	113.7	4.474	8	14	860.1-1389-113A1-SD	★	14.0	.551	202	7.953	199.5	7.853	151.0	5.945	2.500	.100				
14.00	.551	41.2	1.622	2	14	860.1-1400-041A1-SD	★	14.0	.551	107	4.213	104.5	4.112	60.0	2.362	2.500	.100				
14.00	.551	58.2	2.291	4	14	860.1-1400-058A1-SD	★	14.0	.551	124	4.882	121.5	4.782	77.0	3.032	2.500	.100				
14.00	.551	114.6	4.510	8	14	860.1-1400-114A1-SD	★	14.0	.551	202	7.953	199.5	7.852	151.0	5.945	2.500	.100				
14.10	.555	45.5	1.791	3	16	860.1-1410-044A1-SD	★	16.0	.630	115	4.528	112.4	4.427	65.0	2.559	2.600	.101				
14.10	.555	63.5	2.500	4	16	860.1-1410-063A1-SD	★	16.0	.630	133	5.236	130.4	5.135	83.0	3.268	2.600	.101				
14.10	.555	115.4	4.542	8	16	860.1-1410-115A1-SD	★	16.0	.630	227	8.937	224.4	8.836	172.0	6.772	2.600	.101				
14.20	.559	45.5	1.791	3	16	860.1-1420-045A1-SD	★	16.0	.630	115	4.528	112.4	4.426	65.0	2.559	2.600	.102				
14.20	.559	66.5	2.618	4	16	860.1-1420-066A1-SD	★	16.0	.630	133	5.236	130.4	5.134	86.0	3.386	2.600	.102				
14.20	.559	116.2	4.574	8	16	860.1-1420-116A1-SD	★	16.0	.630	227	8.937	224.4	8.835	172.0	6.772	2.600	.102				
14.25	.561	45.4	1.787	3	16	860.1-1425-045A1-SD	★	16.0	.630	115	4.528	112.4	4.425	65.0	2.559	2.600	.102				
14.25	.561	63.4	2.496	4	16	860.1-1425-063A1-SD	★	16.0	.630	133	5.236	130.4	5.134	83.0	3.268	2.600	.102				
14.25	.561	116.6	4.590	8	16	860.1-1425-116A1-SD	★	16.0	.630	227	8.937	224.4	8.835	172.0	6.772	2.600	.102				
14.28	.563	45.4	1.787	3	16	860.1-1429-045A1-SD	★	16.0	.630	115	4.528	112.4	4.425	65.0	2.559	2.600	.102				
14.28	.563	63.4	2.496	4	16	860.1-1429-063A1-SD	★	16.0	.630	133	5.236	130.4	5.134	83.0	3.268	2.600	.102				
14.28	.563	116.9	4.603	8	16	860.1-1429-116A1-SD	★	16.0	.630	227	8.937	224.4	8.835	172.0	6.772	2.600	.102				
14.50	.571	45.2	1.780	3	16	860.1-1450-045A1-SD	★	16.0	.630	115	4.528	112.4	4.424	65.0	2.559	2.600	.104				
14.50	.571	63.2	2.488	4	16	860.1-1450-063A1-SD	★	16.0	.630	133	5.236	130.4	5.132	83.0	3.268	2.600	.104				
14.50	.571	118.6	4.671	8	16	860.1-1450-118A1-SD	★	16.0	.630	227	8.937	224.4	8.833	172.0	6.772	2.600	.104				
14.69	.578	45.0	1.772	3	16	860.1-1469-045A1-SD	★	16.0	.630	115	4.528	112.3	4.422	65.0	2.559	2.700	.105				
14.69	.578	63.0	2.480	4	16	860.1-1469-063A1-SD	★	16.0	.630	133	5.236	130.3	5.131	83.0	3.268	2.700	.105				
14.69	.578	120.2	4.732	8	16	860.1-1469-120A1-SD	★	16.0	.630	227	8.937	224.3	8.832	172.0	6.772	2.700	.105				
14.75	.581	45.0	1.772	3	16	860.1-1475-045A1-SD	★	16.0	.630	115	4.528	112.3	4.422	65.0	2.559	2.700	.106				
14.75	.581	63.0	2.480	4	16	860.1-1475-063A1-SD	★	16.0	.630	133	5.236	130.3	5.131	83.0	3.268	2.700	.106				
14.75	.581	120.7	4.751	8	16	860.1-1475-120A1-SD	★	16.0	.630	227	8.937	224.3	8.831	172.0	6.772	2.700	.106				

# CoroDrill® 860 solid carbide drill

For Nickel based HRSA alloys

Internal coolant supply

TCDCON H6  
 TCDC M7  
 SIG 140°  
 TCHA H9



											s		Dimensions, mm, inch									
											SZBM											
DC	DC*	LU	LU*	ULDR	CZC <sub>MS</sub>	Ordering code	DCON <sub>MS</sub>	DCON <sub>MS</sub> "	OAL	OAL"		LF	LF"	LCF	LCF"	PL	PL"					
14.80	.583	45.0	1.772	3	16	860.1-1480-045A1-SD	★	16.0	.630	115	4.528	112.3	4.422	65.0	2.559	2.700	.106					
14.80	.583	63.0	2.480	4	16	860.1-1480-063A1-SD	★	16.0	.630	133	5.236	130.3	5.130	83.0	3.268	2.700	.106					
14.80	.583	121.1	4.767	8	16	860.1-1480-121A1-SD	★	16.0	.630	227	8.937	224.3	8.831	172.0	6.772	2.700	.106					
15.00	.591	44.8	1.764	2	16	860.1-1500-044A1-SD	★	16.0	.630	115	4.528	112.3	4.420	65.0	2.559	2.700	.107					
15.00	.591	62.8	2.472	4	16	860.1-1500-062A1-SD	★	16.0	.630	133	5.236	130.3	5.129	83.0	3.268	2.700	.107					
15.00	.591	122.7	4.832	8	16	860.1-1500-122A1-SD	★	16.0	.630	227	8.937	224.3	8.830	172.0	6.772	2.700	.107					
15.10	.594	44.7	1.760	2	16	860.1-1510-044A1-SD	★	16.0	.630	115	4.528	112.3	4.419	65.0	2.559	2.700	.108					
15.10	.594	62.7	2.469	4	16	860.1-1510-062A1-SD	★	16.0	.630	133	5.236	130.3	5.128	83.0	3.268	2.700	.108					
15.10	.594	123.6	4.864	8	16	860.1-1510-123A1-SD	★	16.0	.630	227	8.937	224.3	8.829	172.0	6.772	2.700	.108					
15.20	.598	44.6	1.756	2	16	860.1-1520-044A1-SD	★	16.0	.630	115	4.528	112.2	4.419	65.0	2.559	2.800	.109					
15.20	.598	62.6	2.465	4	16	860.1-1520-062A1-SD	★	16.0	.630	133	5.236	130.2	5.127	83.0	3.268	2.800	.109					
15.20	.598	124.4	4.896	8	16	860.1-1520-124A1-SD	★	16.0	.630	227	8.937	224.2	8.828	172.0	6.772	2.800	.109					
15.30	.602	44.6	1.756	2	16	860.1-1530-044A1-SD	★	16.0	.630	115	4.528	112.2	4.418	65.0	2.559	2.800	.110					
15.30	.602	62.6	2.465	4	16	860.1-1530-062A1-SD	★	16.0	.630	133	5.236	130.2	5.127	83.0	3.268	2.800	.110					
15.30	.602	125.2	4.928	8	16	860.1-1530-125A1-SD	★	16.0	.630	227	8.937	224.2	8.827	172.0	6.772	2.800	.110					
15.50	.610	44.4	1.748	2	16	860.1-1550-044A1-SD	★	16.0	.630	115	4.528	112.2	4.417	65.0	2.559	2.800	.111					
15.50	.610	62.4	2.457	4	16	860.1-1550-062A1-SD	★	16.0	.630	133	5.236	130.2	5.125	83.0	3.268	2.800	.111					
15.50	.610	126.8	4.993	8	16	860.1-1550-126A1-SD	★	16.0	.630	227	8.937	224.2	8.826	172.0	6.772	2.800	.111					
15.80	.622	44.2	1.740	2	16	860.1-1580-044A1-SD	★	16.0	.630	115	4.528	112.1	4.414	65.0	2.559	2.900	.113					
15.80	.622	62.2	2.449	3	16	860.1-1580-062A1-SD	★	16.0	.630	133	5.236	130.1	5.123	83.0	3.268	2.900	.113					
15.80	.622	129.3	5.090	8	16	860.1-1580-129A1-SD	★	16.0	.630	227	8.937	224.1	8.824	172.0	6.772	2.900	.113					
15.87	.625	44.1	1.736	2	16	860.1-1587-044A1-SD	★	16.0	.630	115	4.528	112.1	4.414	65.0	2.559	2.900	.114					
15.87	.625	62.1	2.445	3	16	860.1-1587-062A1-SD	★	16.0	.630	133	5.236	130.1	5.123	83.0	3.268	2.900	.114					
15.87	.625	129.9	5.112	8	16	860.1-1587-129A1-SD	★	16.0	.630	227	8.937	224.1	8.823	172.0	6.772	2.900	.114					
16.00	.630	44.0	1.732	2	16	860.1-1600-044A1-SD	★	16.0	.630	115	4.528	112.1	4.413	65.0	2.559	2.900	.115					
16.00	.630	62.0	2.441	3	16	860.1-1600-062A1-SD	★	16.0	.630	133	5.236	130.1	5.122	83.0	3.268	2.900	.115					
16.00	.630	130.9	5.154	8	16	860.1-1600-130A1-SD	★	16.0	.630	227	8.937	224.1	8.822	172.0	6.772	2.900	.115					

# Coromant Capto<sup>®</sup> Adaptors with HSK Coupling

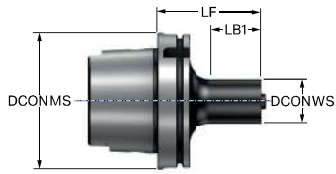
The machine interface adaptors with HSK coupling have undergone significant updates to better serve modern machining needs. The revisions encompass sizes HSK40, HSK50, HSK80, HSK125, and HSK160. Reflecting the ISO 12164-1 standard update, these HSK tools now feature a chip hole, aligning with industry 4.0 demands. Designed with precision, these tools come with enhanced balancing features compared to their predecessors. Furthermore, they are tailored to allow seamless integration of data carriers, enhancing the automation capacity and ensuring a more streamlined machining process.



## Key Features & Benefits:

- **HSK Coupling Sizes:** The update covers sizes HSK40, HSK50, HSK80, HSK125, and HSK160.
- **Chip Hole Inclusion:** Aligns with the ISO 12164-1 standard update, catering to industry 4.0 requirements.
- **Enhanced Balancing:** Tools are balanced by design and feature additional balancing features in the flange area.
- **Automation Capacity:** The data chip hole bolsters the tool's automation capacity, ensuring optimized operations.

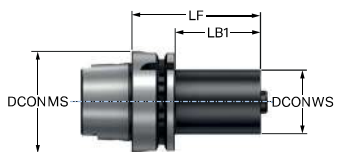
# HSK to Coromant Capto® adaptor



					Dimensions, mm								
GZC <sub>HS</sub>	CZC <sub>HS</sub>	CNSC	CXSC	Ordering code	DCON <sub>HS</sub>	DCON <sub>WS</sub>	LF	LB <sub>1</sub>	LB <sub>2</sub>	BHTA <sub>2</sub>	BAR	NM	KG
125	C4	1	1	HA12-C4-040-095	125.0	40.0	95.0	46.0	66.0	45°	100	55.00	3.99
	C5	1	1	HA12-C5-050-105	125.0	50.0	105.0	66.0	76.0	45°	100	95.00	4.32

For spare parts, visit [www.sandvik.coromant.com](http://www.sandvik.coromant.com)

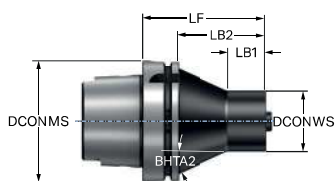
# HSK to Coromant Capto® adaptor



				Dimensions, mm							
CZC <sub>MS</sub>	CZC <sub>WS</sub>	CNSC	CXSC	Ordering code	DCON <sub>MS</sub>	DCON <sub>WS</sub>	LF	LB <sub>1</sub>	BAR	NM	KG
50	C3	1	1	HA05-C3-032-075	50.0	32.0	75.0	49.0	100	45.00	0.65
	C4	1	1	HA05-C4-040-080	50.0	40.0	80.0	54.0	100	55.00	0.82
80	C4	1	1	HA08-C4-040-090	80.0	40.0	90.0	64.0	100	55.00	1.61
	C5	1	1	HA08-C5-050-095	80.0	50.0	95.0	69.0	100	95.00	1.94
	C6	1	1	HA08-C6-063-110	80.0	63.0	110.0	84.0	100	170.00	2.72
125	C6	1	1	HA12-C6-063-120	125.0	63.0	120.0	91.0	100	170.00	5.71
	C8	1	1	HA12-C8-080-130	125.0	80.0	130.0	101.0	100	170.00	6.48
	C10	1	1	HA12-C10-100-160	125.0	100.0	160.0	131.0	100	380.00	9.50
160	C6	1	1	HA16-C6-063-125	160.0	63.0	125.0	94.0	100	170.00	8.19
	C8	1	1	HA16-C8-080-135	160.0	80.0	135.0	104.0	100	170.00	9.57
	C10	1	1	HA16-C10-100-160	160.0	100.0	160.0	129.0	100	380.00	12.39

For spare parts, visit [www.sandvik.coromant.com](http://www.sandvik.coromant.com)

# HSK to Coromant Capto® adaptor

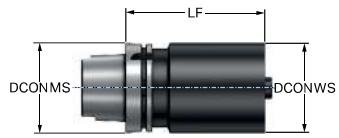


					Dimensions, mm										
CZC <sub>MS</sub>	CZC <sub>WS</sub>	CNSC	CXSC	Ordering code	DCON <sub>MS</sub>	DCON <sub>WS</sub>	LF	LB <sub>1</sub>	LB <sub>2</sub>	BHTA <sub>2</sub>	BAR	NM	KG		
125	C4	1	1	HA12-C4HD-040-095	125.0	40.0	95.0	20.0	66.0	36°	100	55.00	4.98		
	C5	1	1	HA12-C5HD-050-105	125.0	50.0	105.0	20.0	76.0	27°	100	95.00	5.55		
	C6	1	1	HA12-C6HD-063-120	125.0	63.0	120.0	30.0	91.0	20°	100	170.00	6.32		
	C8	1	1	HA12-C8HD-080-130	125.0	80.0	130.0	30.0	101.0	11°	100	170.00	7.41		

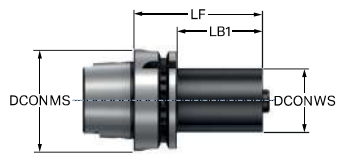
For spare parts, visit [www.sandvik.coromant.com](http://www.sandvik.coromant.com)



# HSK to Coromant Capto® adaptor



					Dimensions, mm					
CZC <sub>MS</sub>	CZC <sub>WS</sub>	CNSC	CXSC	Ordering code	DCON <sub>MS</sub>	DCON <sub>WS</sub>	LF	BAR	NM	KG
40	C4	1	1	HT04-C4-040-075	40.0	40.0	75.0	100	55.00	0.58

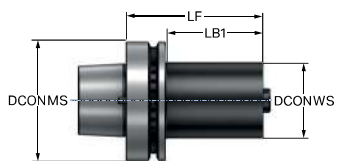


					Dimensions, mm						
CZC <sub>MS</sub>	CZC <sub>WS</sub>	CNSC	CXSC	Ordering code	DCON <sub>MS</sub>	DCON <sub>WS</sub>	LF	LB <sub>1</sub>	BAR	NM	KG
40	C3	1	1	HT04-C3-032-065	40.0	32.0	65.0	45.0	100	45.00	0.43

For spare parts, visit [www.sandvik.coromant.com](http://www.sandvik.coromant.com)

# HSK to Coromant Capto® adaptor

ENG



					Dimensions, mm							
CZC <sub>MS</sub>	CZC <sub>WS</sub>	CNSC	CXSC	Ordering code	DCON <sub>MS</sub>	DBC	DCON <sub>WS</sub>	LF	LB <sub>1</sub>	BAR	NM	KG
80	C5	1	1	HF08-C5-050-090	80.0	58.0	50.0	90.0	64.0	100	95.00	1.83

For spare parts, visit [www.sandvik.coromant.com](http://www.sandvik.coromant.com)

# Weldon Adaptors with HSK Coupling

The Weldon adaptors with HSK coupling have been revamped, enhancing their functionality for modern machining environments. The updated metric Weldon program now features adaptors equipped with internal coolant holes, optimizing temperature regulation at the cutting zone and aiding efficient chip evacuation.

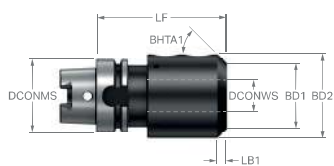
Reflecting the ISO 12164-1 standard update, these HSK tools have been integrated with a chip hole, aligning with industry 4.0 needs. These tools, balanced by design, present enhanced balancing features and are primed to seamlessly integrate with data carriers, amplifying automation capacities.



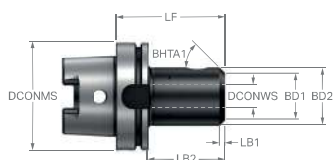
## Key Features & Benefits:

- **Internal Coolant Holes:** Regulates temperature at the cutting zone and facilitates efficient chip evacuation.
- **Chip Hole Inclusion:** Aligns with the ISO 12164-1 standard update, catering to industry 4.0 requirements.
- **Balanced Design:** Enhanced balancing features compared to their predecessors ensure optimal performance.
- **Automation Enhancement:** The data chip hole boosts the tool's automation capacity for streamlined operations.

# HSK to Weldon adaptor



					Dimensions, mm										
CZC <sub>MS</sub>	CZC <sub>WS</sub>	CNSC	CXSC	Ordering code	DCON <sub>MS</sub>	DCON <sub>WS</sub>	LF	LB <sub>1</sub>	BD <sub>1</sub>	BD <sub>2</sub>	BHTA <sub>1</sub>	BAR	NM	KG	RPMX
63	25	1	9	HA06-WE25-B065-110	63.0	25.0	110.0	8.0	49.0	65.0	45°	80	25.00	1.10	20500
	32	1	9	HA06-WE32-B072-110	63.0	32.0	110.0	8.0	56.0	72.0	45°	80	45.00	2.45	20500



					Dimensions, mm											
CZC <sub>MS</sub>	CZC <sub>WS</sub>	CNSC	CXSC	Ordering code	DCON <sub>MS</sub>	DCON <sub>WS</sub>	LF	LB <sub>1</sub>	LB <sub>2</sub>	BD <sub>1</sub>	BD <sub>2</sub>	BHTA <sub>1</sub>	BAR	NM	KG	RPMX
63	8	1	9	HA06-WE08-B028-070	63.0	8.0	70.0	4.0	39.0	20.0	28.0	45°	80	7.00	0.81	20500
	10	1	9	HA06-WE10-B035-070	63.0	10.0	70.0	4.0	44.0	27.0	35.0	45°	80	10.00	0.91	20500
	12	1	9	HA06-WE12-B042-080	63.0	12.0	80.0	5.0	54.0	32.0	42.0	45°	80	12.00	1.13	20500
	16	1	9	HA06-WE16-B048-080	63.0	16.0	80.0	5.0	54.0	38.0	48.0	45°	80	15.00	1.26	20500
	20	1	9	HA06-WE20-B052-085	63.0	20.0	85.0	5.0	59.0	42.0	52.0	45°	80	20.00	1.41	20500
100	12	1	9	HA10-WE12-B042-090	100.0	12.0	90.0	5.0	49.0	32.0	42.0	45°	80	12.00	2.57	12500
	16	1	9	HA10-WE16-B048-100	100.0	16.0	100.0	5.0	63.0	38.0	48.0	45°	80	15.00	2.84	12500
	20	1	9	HA10-WE20-B052-100	100.0	20.0	100.0	5.0	66.0	42.0	52.0	45°	80	20.00	2.95	12500
	25	1	9	HA10-WE25-B065-100	100.0	25.0	100.0	8.0	71.0	49.0	65.0	45°	80	25.00	3.41	12500
	32	1	9	HA10-WE32-B072-100	100.0	32.0	100.0	8.0	71.0	56.0	72.0	45°	80	45.00	3.63	12500
	40	1	9	HA10-WE40-B090-125	100.0	40.0	125.0	8.0	96.0	84.0	90.0	45°	80	45.00	5.71	12500

For spare parts, visit [www.sandvik.coromant.com](http://www.sandvik.coromant.com)

# Collets for CoroChuck® 930

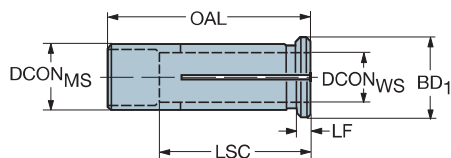
Introducing the newly designed inch-sized collets tailored for CoroChuck 930. These collets are innovatively crafted to ensure precision coolant flow, utilizing grooves on the inside of the sleeve. This design choice ensures that coolant effectively reaches the cutting edge during operations. The main advantage of precision coolant is its ability to regulate temperature at the cutting zone, which not only extends the tool life but also significantly enhances the surface finish of the machined component.



## Key Features & Benefits:

- **Inch-Sized Design:** Tailored to fit perfectly with CoroChuck 930.
- **Precision Coolant Grooves:** Innovatively positioned on the inside of the sleeve for optimal coolant flow.
- **Enhanced Tool Life:** Regulated temperature at the cutting zone prolongs the tool's operational life.
- **Improved Surface Finish:** The innovative coolant system ensures a smoother and more refined finish on components.
- **Effective Coolant Delivery:** The design ensures coolant directly reaches the cutting edge, maximizing efficiency.

# Cylindrical sleeve



## Inch bore

					Dimensions, mm, inch							
CZC <sub>MS</sub>	CZC <sub>WS</sub>	CNSC	CXSC	Ordering code	DCON <sub>MS</sub>	DCON <sub>WS</sub>	BD	LSC	OAL	LF	BAR PSI	KG
12	5/16	1	4	A393.CF-12 05 40	12	7	16	40.0	44	4	80	0.027
					.472	.313	.630	1.575	1.732	.157	1160	
20	1/8	1	4	A393.CF-20 02 52	20	3	25	50.0	56	4	80	0.116
					.787	.125	.984	1.969	2.205	.157	1160	
	1/4	1	4	A393.CF-20 04 52	20	6	25	50.0	56	4	80	0.111
					.787	.250	.984	1.969	2.205	.157	1160	
	5/16	1	4	A393.CF-20 05 52	20	7	25	50.0	56	4	80	0.108
					.787	.313	.984	1.969	2.205	.157	1160	
25	1/4	1	4	A393.CF-25 04 56	25	6	30	56.0	60	4	80	0.191
					.984	.250	1.181	2.205	2.362	.157	1160	
	5/16	1	4	A393.CF-25 05 56	25	7	30	56.0	60	4	80	0.186
					.984	.313	1.181	2.205	2.362	.157	1160	
	3/8	1	4	A393.CF-25 06 56	25	9	30	56.0	60	4	80	0.180
					.984	.375	1.181	2.205	2.362	.157	1160	
	1/2	1	4	A393.CF-25 08 56	25	12	30	56.0	60	4	80	0.162
					.984	.500	1.181	2.205	2.362	.157	1160	
	5/8	1	4	A393.CF-25 10 56	25	15	30	56.0	60	4	80	0.138
					.984	.625	1.181	2.205	2.362	.157	1160	
	3/4	1	1	A393.CF-25 12 56	25	19	30	56.0	60	4	80	0.107
					.984	.750	1.181	2.205	2.362	.157	1160	

**ISO 13399 is an international standard that strives to simplify the exchange of data for cutting tools. You will notice a slight difference through the new parameters and descriptions of each tool.**

For the first time ever, there is a standardized way of describing product data regarding cutting tools. When all tools in the industry share the same parameters and definitions, communicating tool information becomes very straightforward.

### What does this mean to you?

Basically, it means that your systems can talk to ours, as they all speak the same language. Download product data from our web site and use it directly in your CAD/CAM software to assemble tools that you use in production. No need to look for information in catalogues and interpret data from one system to another. Imagine how much time this will save you!

Short name	Preferred Name
ADJLN	Minimum adjustment limit
ADJLX	Maximum adjustment limit
ADJRG	Adjustment range
ALP	Clearance angle axial
AN	Clearance angle major
ANN	Clearance angle minor
APMX	Depth of cut maximum
APMX_EFW	Depth of cut maximum - end feed
APMX_FFW	Depth of cut maximum - side feed
AZ	Maximum plunge depth
B	Shank width
BAWS	Body angle workpiece side
BAMS	Body angle machine side
BBD	Balanced by design
BBR	Balanced by rotational test
BCH	Corner chamfer length
BD	Body diameter
BHTA	Body half taper angle
BN	Face land width
BS	Wiper edge length
BSG	Basic standard group
BSR	Wiper edge radius
CBMD	Chip breaker manufacturer
CDX	Cutting depth maximum
CEMR	Cutting edge major radius
CF	Spot chamfer
CHBA	Chamfer body angle
CHBL	Chamfer body length
CHW	Corner chamfer width
CICT	Cutting item count
CICT <sub>BALL</sub>	Cutting item count - Ball nose insert
CICT <sub>E</sub>	Cutting item count - end position
CICT <sub>P</sub>	Cutting item count - peripheral position
CICT <sub>S</sub>	Cutting item count - side position
CICT <sub>SP</sub>	Cutting item count - Shank protection insert
CICT <sub>T</sub>	Cutting item count - total
CND	Coolant entry diameter
CNSC	Coolant entry style code
CNT	Coolant entry thread size
COATING	Coating
CP	Max coolant pressure
CRKS	Connection retention knob thread size
CRNT	Coolant radial entry thread size
CTPT	Operation type
CUTDIA	Work piece parting diameter maximum
CW	Cutting width
CWN	Minimum cutting width
CWTOLL	Cutting width lower tolerance
CWTOLU	Cutting width upper tolerance
CWX	Cutting width maximum
CXSC	Coolant exit style code
CZC	Connection size code
CZC <sub>MS</sub>	Connection size code machine side
CZC <sub>WS</sub>	Connection size code workpiece side
D1	Fixing hole diameter
DAH	Diameter access hole
DAXIN	Axial groove inside diameter minimum
DAXN	Minimum axial groove outside diameter

DAXX	Axial groove outside diameter maximum
DBC	Diameter bolt circle
DC	Cutting diameter
DCB	Connection bore diameter
DCBN	Connection bore diameter minimum
DCBX	Connection bore diameter maximum
DCF	Cutting diameter face contact
DCIN	Cutting diameter internal
DCN	Cutting diameter minimum
DCON	Connection diameter
DCON <sub>MS</sub>	Connection diameter machine side
DCON <sub>WS</sub>	Connection diameter workpiece side
DCONN <sub>WS</sub>	Connection diameter minimum workpiece side
DCONX <sub>WS</sub>	Connection diameter maximum workpiece side
DCPS	Data chip provision size
DCSF <sub>MS</sub>	Contact surface diameter machine side
DCSF <sub>WS</sub>	Contact surface diameter workpiece side
DCX	Cutting diameter maximum
DHUB	Hub diameter
DIX	Tool changer interference diameter maximum
DMIN	Minimum bore diameter
DMM	Shank diameter
DN	Neck diameter
DRVCT	Drive count
DSGN	Design
EPSR	Insert included angle
FHA	Flute helix angle
FLGT	Flange thickness
FTDZ	For thread diameter size
GB	Face land angle
H	Shank height
HA	Thread height theoretical
HB	Thread height difference
HBH	Head bottom offset height
HC	Thread height actual
HF	Functional height
HRY	Lowest point from reference plain
HSUP	Support height
HTB	Body height
HTH	Height
IC	Inscribed circle diameter
INSL	Insert length
INSUC	Insert usage code
IZC	Insert size code
KAPR	Tool cutting edge angle
KAPR_EFW	Tool cutting edge angle - end feed
KCH	Corner chamfer
KRINS	Major cutting edge angle
KWW	Keyway width
L	Cutting edge length
LAMS	Inclination angle
LB	Body length
LCF	Length chip flute
LCOX	Cut off length maximum
LE	Cutting edge effective length
LF	Functional length
LFN	Minimum functional length
LH	Head length
LPR	Protruding length
LS	Shank length
LSC	Clamping length
LSCN	Clamping length minimum
LSCS	Distance to clamping start
LSCX	Clamping length maximum
LSD	Dead shank length
LU	Usable length (max. recommended)
LU_BFW	Usable length - back facing
LUX	Usable length maximum
MHD	Mounting hole distance
MIID	Master insert identification
MIID <sub>E</sub>	Master insert identification - end position
MIID <sub>S</sub>	Master insert identification - side position
MIID <sub>C</sub>	Master insert identification - central position
MIID <sub>P</sub>	Master insert identification - peripheral position
MIID <sub>I</sub>	Master insert identification - intermediate position
MMCC	Code for preset torque
MMCX	Max. cutting torque
NOF	Flute count
NT	Tooth count
OAH	Overall height
OAL	Overall length
OAW	Overall width
OH	Overhang recommended
OHN	Overhang minimum

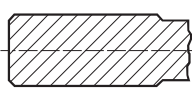
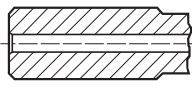
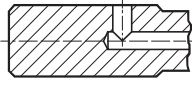
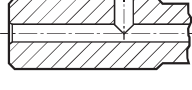
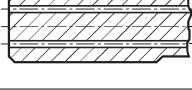

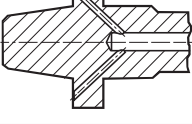
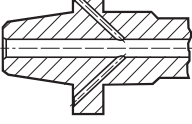



ENG

OHX	Overhang maximum
ORDCODE	Ordercode
PCL	Peripheral cylindrical length
PDX	Profile distance ex
PDY	Profile distance ey
PHD	Premachined hole diameter
PHDX	Maximum premachined hole diameter
PL	Point length
PNA	Profile included angle
PRFRAD	Profile radius
PRSPC	Profile specification
PSIR	Tool lead angle
PSIRL	Cutting edge angle major left hand
PSIRR	Cutting edge angle major right hand
PSW	Premachined slot width
RADH	Radial body height
RADW	Radial body width
RAR	Right hand relief angle
RE	Corner radius
REEQ	Corner radius equivalent
REL	Corner radius left
RER	Corner radius right
RETOLL	Corner radius lower tolerance
RETOLU	Corner radius upper tolerance
RGL	Regrind length
RMPX	Maximum ramping angle
RPMX	Rotational speed maximum
S	Insert thickness
SDL	Step diameter length
SIG	Point angle
SPTL	Splitline
SSC	Insert seat size code
SSC <sub>E</sub>	Insert seat size code - end position
SSC <sub>P</sub>	Insert seat size code - peripheral position
SSC <sub>S</sub>	Insert seat size code - side position
STA	Step included angle
STDNO	Standard number
SUBSTRATE	Substrate
TCDC	Tolerance class cutting diameter
TCDCON	Connection diameter tolerance
TCDMM	Shank diameter tolerance
TCHA	Achievable hole tolerance
TCHAL	Achievable hole tolerance lower
TCHAU	Achievable hole tolerance upper
TCT	Tolerance class tool
TCTR	Thread tolerance class
TD	Thread diameter
TDZ	Thread diameter size
TFLA	Tap floating length ahead
TFLB	Tap floating length behind
TG	Taper gradient
THBTP	Thread back taper property
THCA	Thread helix correction angle
THCHT	Threading chamfer type
THFT	Form type
THFTS	Thread form standard series
THL	Thread length
THUB	Hub thickness
TP	Thread pitch
TPI	Threads per inch
TPIN	Threads per inch minimum
TPIX	Threads per inch maximum
TPN	Thread pitch minimum
TPT	Thread profile type
TPX	Maximum thread pitch
TRMAX	Tap range max
TQ	Torque
TSYC	Tool style code
TTP	Thread type
ULDR	Usable length diameter ratio
VCX	Maximum cutting speed
W1	Insert width
WB	Body width
WF	Functional width
WFCIRP	Width to cutting item reference point
WSC	Clamping width
WT	Weight of item
ZADJ	Insert adjustable count
ZEFF	Face effective cutting edge count
ZEFP	Peripheral effective cutting edge count (ZEFP)
ZWX	Maximum number of Wiper inserts

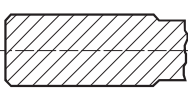

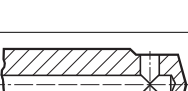

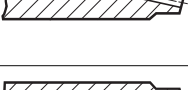

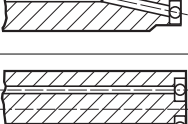
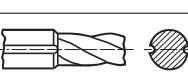
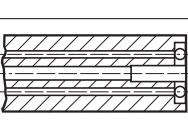
**CNSC**

Coolant entry style code

Code	Description	Image
0	Without coolant	
1	Axial concentric entry	
2	Radial entry	
3	Axial concentric and radial entry	
4	Axial concentric entry on circle	
5	Radial entry before adaptor	
6	Decentral over flange	
7	Decentral over flange and axial	
8	Decentral over slots on the shank	

**CXSC**

Coolant exit style code

Code	Description	Image
0	No coolant exit	
1	Axial concentric exit	
2	Radial exit	
3	Axial inclined exit	
4	Axial concentric on circle	
5	Axial inclined exit with nozzle, adjustable	
6	Decentral exit with nozzle, adjustable	
7	Decentral over slots on the shank	
8	Axial or decentral with nozzle, adjustable	

# Safety information in connection with grinding of cemented carbide

## Material composition

Most metal products contain tungsten carbide and cobalt. Other substances that may be present in hard metal are titanium carbide, tantalum carbide, niobium carbide, chromium carbide, molybdenum carbide or vanadium carbide. Some grades contain titanium carbonitride and/or nickel.

## Routes of exposure

Grinding or heating of hard metal blanks or hard metal products will produce products that give off dangerous dust and fumes. Avoiding ingestion and contact with skin or eyes is very important.

## Acute toxicity

Intake of the aforementioned substances is toxic. Inhalation may cause irritation and inflammation of the airways. Significantly higher acute inhalation toxicity has been reported during simultaneous inhalation of cobalt and tungsten carbide compared to inhalation of cobalt alone.

Skin contact can cause irritation and rash. Sensitive individuals may even experience an allergic reaction.

## Chronic toxicity

Repeated inhalation of aerosols containing cobalt may cause obstruction of the airways. Prolonged exposure to increased concentrations may cause lung fibrosis or lung cancer. Epidemiological studies indicate that workers previously exposed to high concentrations of tungsten carbide/cobalt carried an increased risk of developing lung cancer.

Cobalt and nickel are potent skin sensitizers. Repeated or prolonged contact can cause irritation and sensitization.

## Risk phrases

Toxic: danger of serious damage to health by prolonged exposure through inhalation

Toxic when inhaled

Limited evidence of a carcinogenic effect.

May cause sensitization by inhalation and skin contact

## Preventive measures

Avoid formation and inhalation of dust. Use adequate local exhaust ventilation to keep personal exposure well below nationally authorised limits.

If ventilation is not available or adequate, use respirators appropriately approved for the purpose.

Use safety goggles or glasses with side shields when necessary.

Avoid repeated skin contact. Wear suitable gloves. Wash skin thoroughly after handling.

Use suitable protective clothing. Launder clothing if needed.

Do not eat, drink or smoke in the working area. Wash skin thoroughly before eating, drinking or smoking.



# For the sake of the environment

Get into the Sandvik Coromant Recycling Concept (CRC) now!

The Sandvik Coromant Recycling Concept (CRC) is a comprehensive service for used carbide inserts and solid carbide tools offered by Sandvik Coromant to all its customers.

In the light of increasing consumption of non-renewable raw materials, the economic management of dwindling resources is a duty owed by all manufacturers.

Sandvik Coromant is playing its part by offering to collect used carbide inserts and solid carbide tools and recycle them in the most environmentally friendly way.

All used carbide inserts are collected in the collection box at the workplace.

When the collection box is sufficiently full, its contents are transferred to the transport box.

The full transport box is then sent to the nearest Sandvik Coromant office or to your Sandvik Coromant dealer who can also give you more information.

## The benefits of the CRC speak for themselves

- A worldwide ISO and OHAS certified recycling system.
- Open to all Sandvik Coromant customers.
- Simple procedure with collection and transport boxes.
- Less waste, easing the burden on the environment.
- Better utilisation of resources.
- Other manufacturers' carbide inserts are also accepted.



Order collection boxes for each lathe, milling machine, drill or for your machining centre. We recommend one collection box for inserts and one separate box for solid carbide tools for each cutting workplace.

For detailed instructions on how to sell your used cemented carbide, please visit [www.sandvik.coromant.com](http://www.sandvik.coromant.com) and select your market.

Collection box:	Order numbers
Transport box for solid carbide tools (plywood):	91617
Transport box inserts (plywood):	92994
	92995

10  
Anos



**Atuativa**  
SOLUÇÕES PARA MANUFATURA

---

ATUATIVA Soluções para Manufatura  
Rua Emília Marengo, 260, Sala 93 - Vila Regente Feijó - São Paulo  
CEP: 03336-000  
atuativa@atuativa.com.br  
(11) 2738-0808 | 2675-9417 | 99828-2925  
www.atuativa.com.br

